



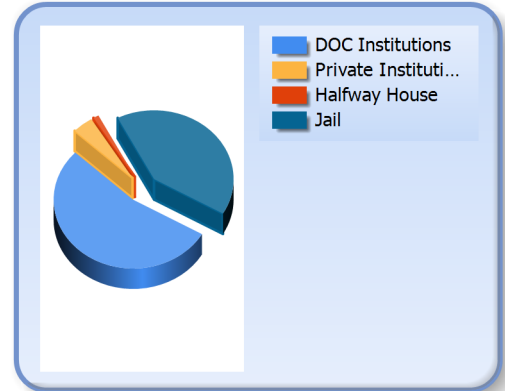
# Inmate Profiles

## December 15, 2023

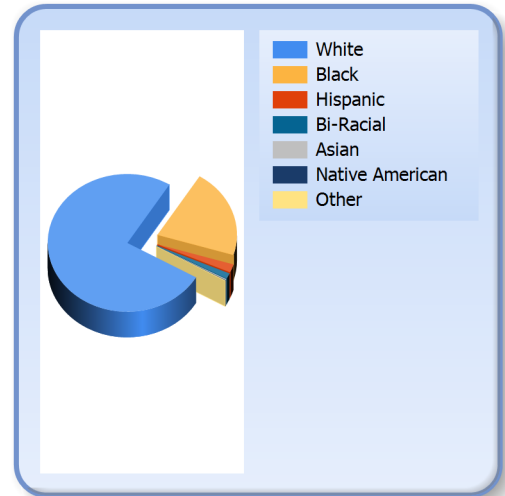
DEPARTMENT OF  
CORRECTIONS

*Information  
Technology*

Facility		
DOC Institutions	10430	54 %
Private Institutions	833	4 %
Halfway Houses	217	1 %
Jails	7948	41 %
<b>Total</b>	<b>19428</b>	



Race		
White	14678	76 %
Black	4047	21 %
Hispanic	370	2 %
Bi-Racial	255	1 %
Asian	41	0 %
Native American	18	0 %
Other	19	0 %



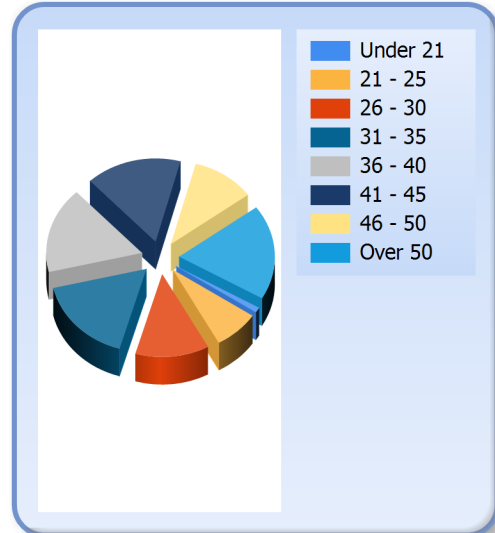


# Inmate Profiles December 15, 2023


DEPARTMENT OF  
CORRECTIONS

*Information  
Technology*

Age		
Under 21	198	1 %
21 - 25	1495	8 %
26 - 30	2426	12 %
31 - 35	3258	17 %
36 - 40	3249	17 %
41 - 45	3138	16 %
46 - 50	2081	11 %
Over 50	3583	18 %
Average	40	



Gender		
Male	17167	88 %
Female	2261	12 %



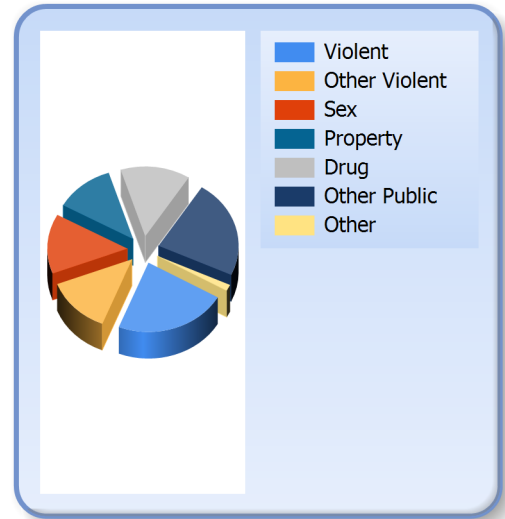


# Inmate Profiles December 15, 2023

DEPARTMENT OF  
CORRECTIONS

*Information  
Technology*

Crime		
<b>Violent</b>	<b>4413</b>	<b>23 %</b>
<b>Other Violent</b>	<b>2550</b>	<b>13 %</b>
<b>Sex</b>	<b>2703</b>	<b>14 %</b>
<b>Property</b>	<b>2328</b>	<b>12 %</b>
<b>Drug</b>	<b>2720</b>	<b>14 %</b>
<b>Other Public</b>	<b>4432</b>	<b>23 %</b>
<b>Other</b>	<b>282</b>	<b>1 %</b>





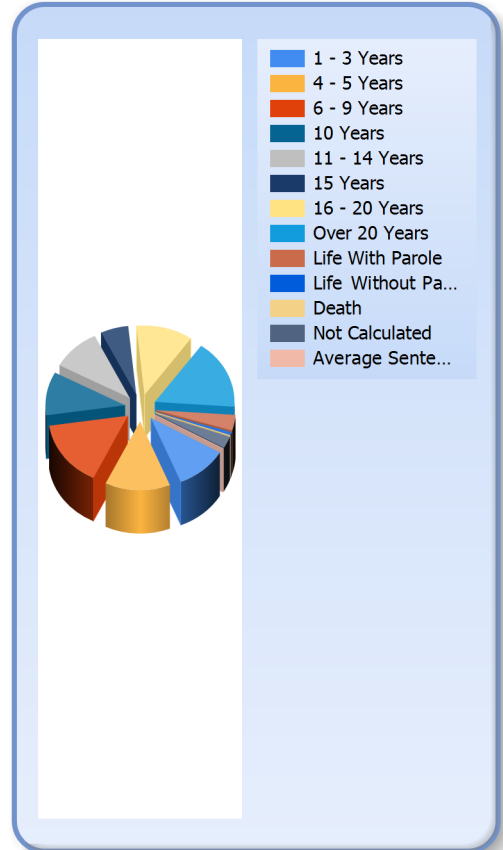
# Inmate Profiles

## December 15, 2023

DEPARTMENT OF  
CORRECTIONS

*Information  
Technology*

Sentence Length		
1 - 3 Years	2048	11 %
4 - 5 Years	2582	13 %
6 - 9 Years	3021	16 %
10 Years	1980	10 %
11 - 14 Years	1925	10 %
15 Years	1091	6 %
16 - 20 Years	2232	11 %
Over 20 Years	3158	16 %
Life With Parole	709	4 %
Life No Parole	127	1 %
Death	26	0 %
Not Calculated	529	3 %
Average Sentence	14	





# Inmate Profiles December 15, 2023

DEPARTMENT OF  
CORRECTIONS

*Information  
Technology*

Top 10 Counties of Conviction		
Jefferson	2268	12 %
Kenton	937	5 %
Fayette	912	5 %
Warren	739	4 %
Hardin	729	4 %
McCracken	570	3 %
Madison	453	2 %
Campbell	446	2 %
Daviess	425	2 %
Boone	342	2 %
Other	11607	60 %

