



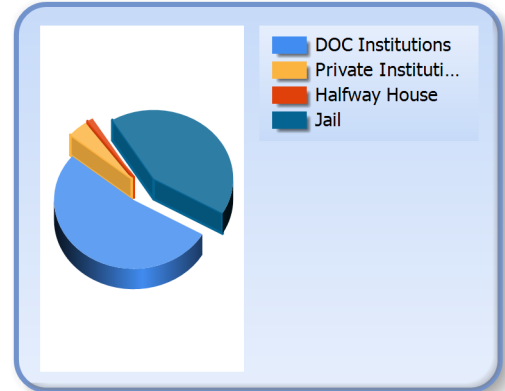
# Inmate Profiles

## October 15, 2023

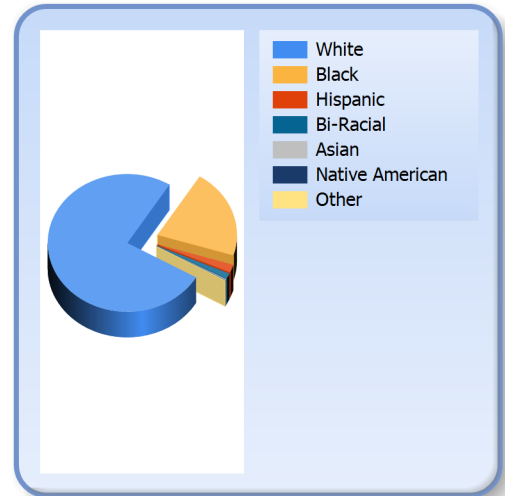
DEPARTMENT OF  
CORRECTIONS

*Information  
Technology*

Facility		
DOC Institutions	10328	53 %
Private Institutions	812	4 %
Halfway Houses	232	1 %
Jails	8250	42 %
<b>Total</b>	<b>19622</b>	



Race		
White	14828	76 %
Black	4098	21 %
Hispanic	363	2 %
Bi-Racial	255	1 %
Asian	40	0 %
Native American	19	0 %
Other	19	0 %





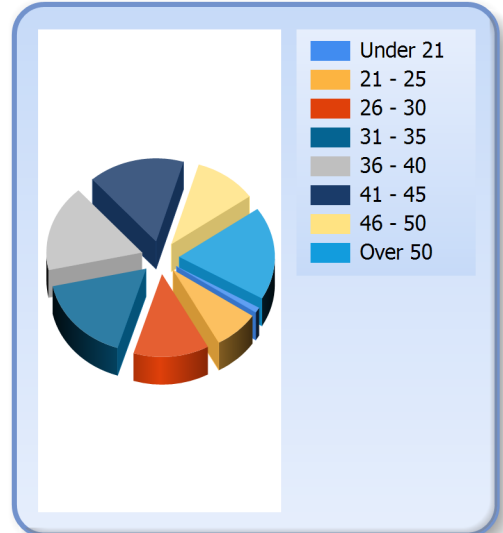
# Inmate Profiles

## October 15, 2023

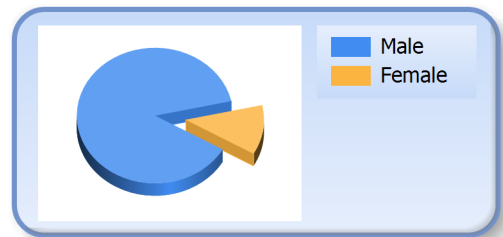
DEPARTMENT OF  
CORRECTIONS

*Information  
Technology*

Age		
Under 21	207	1 %
21 - 25	1500	8 %
26 - 30	2511	13 %
31 - 35	3292	17 %
36 - 40	3302	17 %
41 - 45	3177	16 %
46 - 50	2080	11 %
Over 50	3553	18 %
Average	40	



Gender		
Male	17307	88 %
Female	2315	12 %



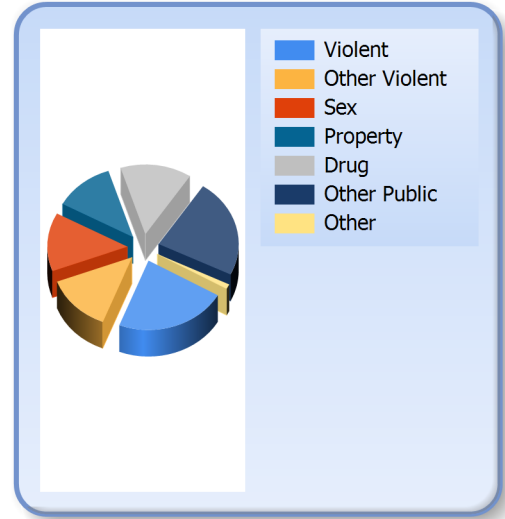


# Inmate Profiles October 15, 2023

DEPARTMENT OF  
CORRECTIONS

*Information  
Technology*

Crime		
<b>Violent</b>	<b>4437</b>	<b>23 %</b>
<b>Other Violent</b>	<b>2617</b>	<b>13 %</b>
<b>Sex</b>	<b>2675</b>	<b>14 %</b>
<b>Property</b>	<b>2376</b>	<b>12 %</b>
<b>Drug</b>	<b>2809</b>	<b>14 %</b>
<b>Other Public</b>	<b>4491</b>	<b>23 %</b>
<b>Other</b>	<b>217</b>	<b>1 %</b>



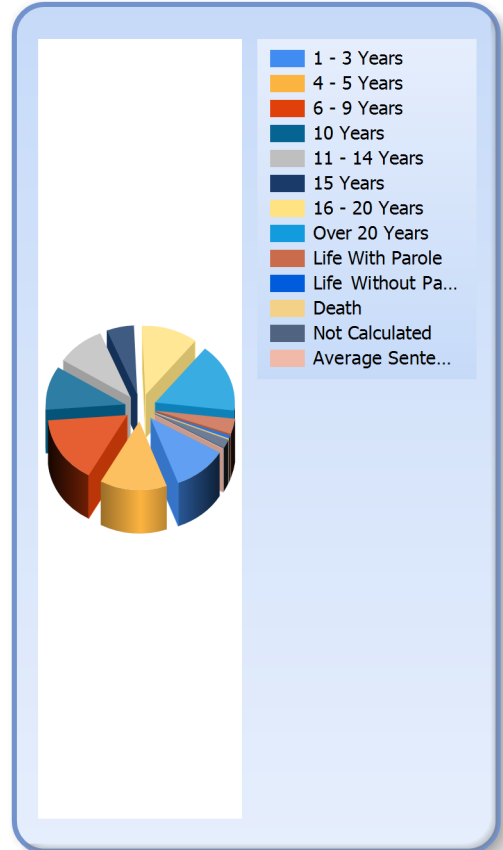


# Inmate Profiles October 15, 2023

DEPARTMENT OF  
CORRECTIONS

*Information  
Technology*

Sentence Length		
1 - 3 Years	2172	11 %
4 - 5 Years	2687	14 %
6 - 9 Years	3081	16 %
10 Years	2011	10 %
11 - 14 Years	1927	10 %
15 Years	1083	6 %
16 - 20 Years	2236	11 %
Over 20 Years	3167	16 %
Life With Parole	706	4 %
Life No Parole	127	1 %
Death	26	0 %
Not Calculated	399	2 %
Average Sentence	14	





# Inmate Profiles October 15, 2023

DEPARTMENT OF  
CORRECTIONS

*Information  
Technology*

Top 10 Counties of Conviction		
Jefferson	2322	12 %
Kenton	961	5 %
Fayette	930	5 %
Hardin	747	4 %
Warren	738	4 %
McCracken	573	3 %
Campbell	451	2 %
Daviess	444	2 %
Madison	441	2 %
Boone	352	2 %
Other	11663	59 %

