

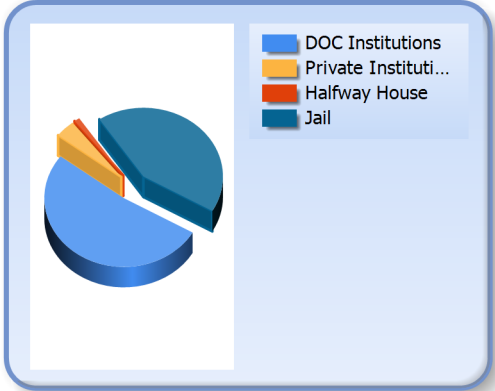


# Inmate Profiles August 15, 2023

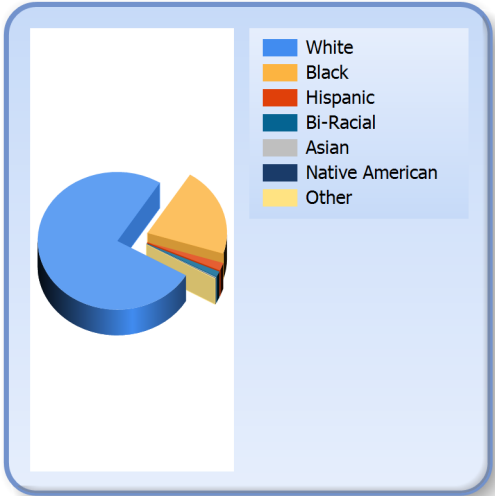
**DEPARTMENT OF  
CORRECTIONS**

*Information  
Technology*

Facility		
<b>DOC Institutions</b>	<b>10195</b>	<b>52 %</b>
<b>Private Institutions</b>	<b>810</b>	<b>4 %</b>
<b>Halfway Houses</b>	<b>222</b>	<b>1 %</b>
<b>Jails</b>	<b>8367</b>	<b>43 %</b>
<b>Total</b>	<b>19594</b>	



Race		
<b>White</b>	<b>14823</b>	<b>76 %</b>
<b>Black</b>	<b>4086</b>	<b>21 %</b>
<b>Hispanic</b>	<b>357</b>	<b>2 %</b>
<b>Bi-Racial</b>	<b>254</b>	<b>1 %</b>
<b>Asian</b>	<b>34</b>	<b>0 %</b>
<b>Native American</b>	<b>16</b>	<b>0 %</b>
<b>Other</b>	<b>24</b>	<b>0 %</b>





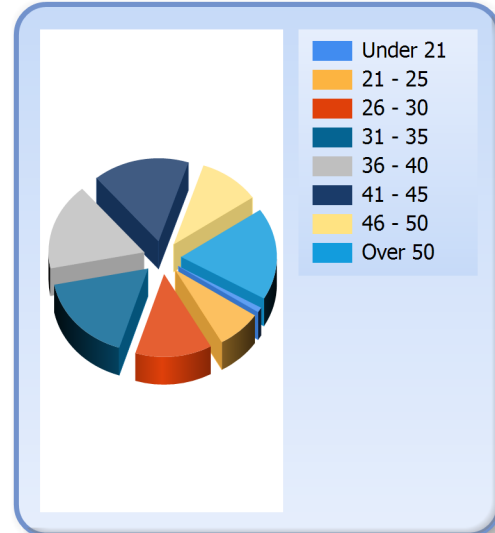
# Inmate Profiles

## August 15, 2023

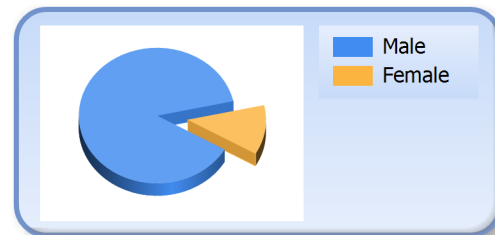
DEPARTMENT OF  
CORRECTIONS

*Information  
Technology*

Age		
Under 21	190	1 %
21 - 25	1484	8 %
26 - 30	2546	13 %
31 - 35	3333	17 %
36 - 40	3313	17 %
41 - 45	3187	16 %
46 - 50	2031	10 %
Over 50	3510	18 %
Average	40	



Gender		
Male	17283	88 %
Female	2311	12 %



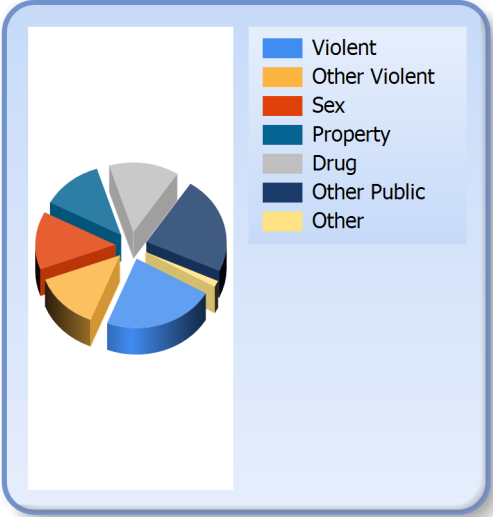


# Inmate Profiles August 15, 2023

**DEPARTMENT OF  
CORRECTIONS**

*Information  
Technology*

Crime		
<b>Violent</b>	<b>4438</b>	<b>23 %</b>
<b>Other Violent</b>	<b>2601</b>	<b>13 %</b>
<b>Sex</b>	<b>2641</b>	<b>13 %</b>
<b>Property</b>	<b>2430</b>	<b>12 %</b>
<b>Drug</b>	<b>2760</b>	<b>14 %</b>
<b>Other Public</b>	<b>4443</b>	<b>23 %</b>
<b>Other</b>	<b>281</b>	<b>1 %</b>



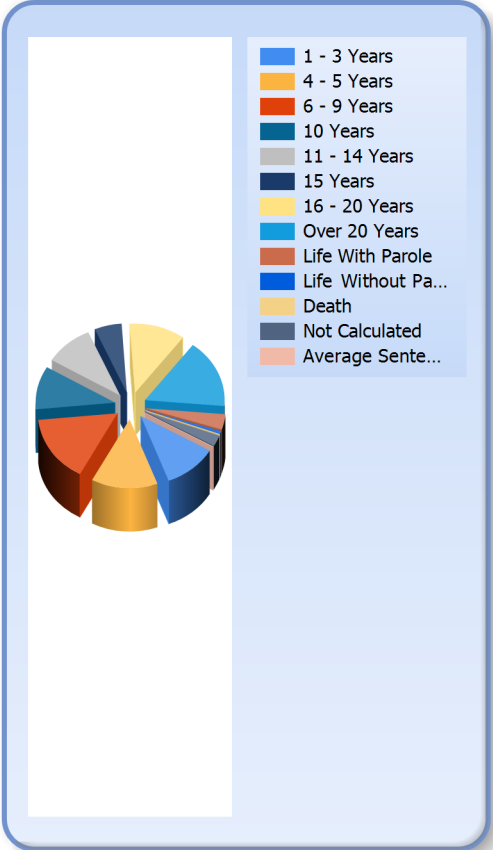


# Inmate Profiles August 15, 2023

**DEPARTMENT OF  
CORRECTIONS**

*Information  
Technology*

Sentence Length		
<b>1 - 3 Years</b>	<b>2148</b>	<b>11 %</b>
<b>4 - 5 Years</b>	<b>2653</b>	<b>14 %</b>
<b>6 - 9 Years</b>	<b>3068</b>	<b>16 %</b>
<b>10 Years</b>	<b>1987</b>	<b>10 %</b>
<b>11 - 14 Years</b>	<b>1931</b>	<b>10 %</b>
<b>15 Years</b>	<b>1080</b>	<b>6 %</b>
<b>16 - 20 Years</b>	<b>2214</b>	<b>11 %</b>
<b>Over 20 Years</b>	<b>3160</b>	<b>16 %</b>
<b>Life With Parole</b>	<b>706</b>	<b>4 %</b>
<b>Life No Parole</b>	<b>126</b>	<b>1 %</b>
<b>Death</b>	<b>26</b>	<b>0 %</b>
<b>Not Calculated</b>	<b>495</b>	<b>3 %</b>
<b>Average Sentence</b>	<b>14</b>	





# Inmate Profiles August 15, 2023

**DEPARTMENT OF  
CORRECTIONS**

*Information  
Technology*

Top 10 Counties of Conviction		
<b>Jefferson</b>	<b>2345</b>	<b>12 %</b>
<b>Kenton</b>	<b>950</b>	<b>5 %</b>
<b>Fayette</b>	<b>936</b>	<b>5 %</b>
<b>Hardin</b>	<b>757</b>	<b>4 %</b>
<b>Warren</b>	<b>718</b>	<b>4 %</b>
<b>McCracken</b>	<b>593</b>	<b>3 %</b>
<b>Campbell</b>	<b>456</b>	<b>2 %</b>
<b>Daviess</b>	<b>438</b>	<b>2 %</b>
<b>Madison</b>	<b>407</b>	<b>2 %</b>
<b>Boone</b>	<b>354</b>	<b>2 %</b>
<b>Other</b>	<b>11640</b>	<b>59 %</b>

