

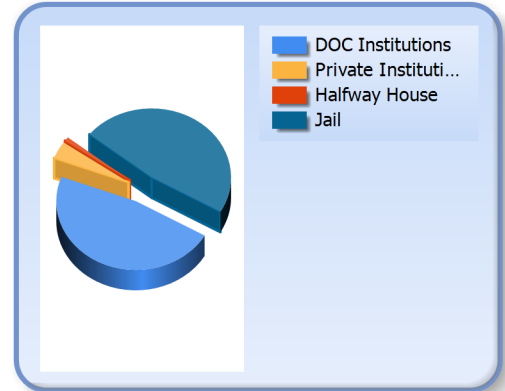


# Inmate Profiles October 15, 2022

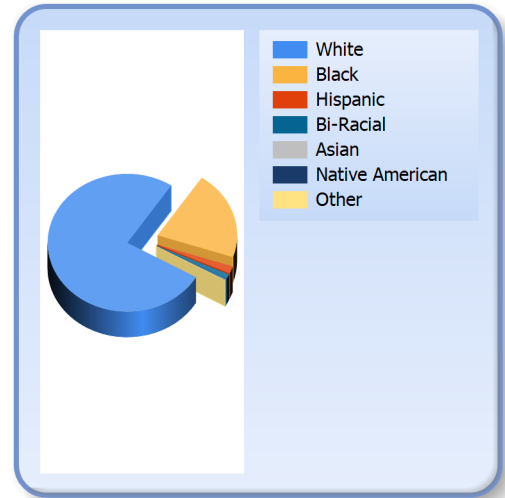
DEPARTMENT OF  
CORRECTIONS

*Information  
Technology*

Facility		
DOC Institutions	9364	47 %
Private Institutions	801	4 %
Halfway Houses	186	1 %
Jails	9404	48 %
<b>Total</b>	<b>19755</b>	



Race		
White	15015	76 %
Black	4108	21 %
Hispanic	332	2 %
Bi-Racial	242	1 %
Asian	28	0 %
Native American	11	0 %
Other	19	0 %



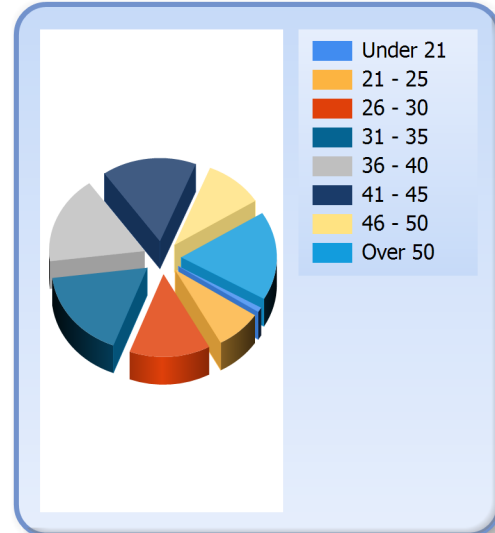


# Inmate Profiles October 15, 2022


DEPARTMENT OF  
CORRECTIONS

*Information  
Technology*

Age		
Under 21	183	1 %
21 - 25	1541	8 %
26 - 30	2707	14 %
31 - 35	3411	17 %
36 - 40	3385	17 %
41 - 45	3146	16 %
46 - 50	1971	10 %
Over 50	3411	17 %
Average	39	



Gender		
Male	17468	88 %
Female	2287	12 %



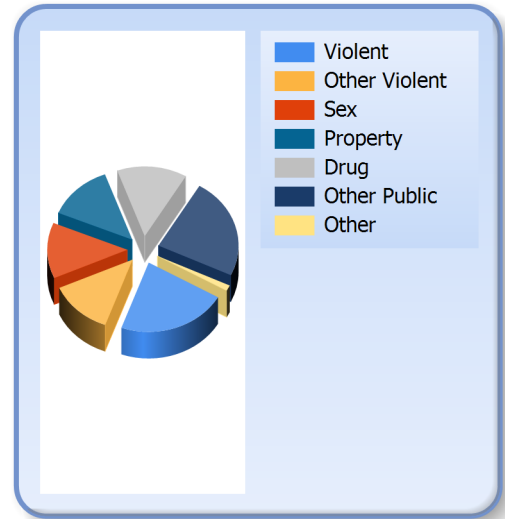


# Inmate Profiles October 15, 2022

DEPARTMENT OF  
CORRECTIONS

*Information  
Technology*

Crime		
<b>Violent</b>	<b>4387</b>	<b>22 %</b>
<b>Other Violent</b>	<b>2526</b>	<b>13 %</b>
<b>Sex</b>	<b>2563</b>	<b>13 %</b>
<b>Property</b>	<b>2599</b>	<b>13 %</b>
<b>Drug</b>	<b>2779</b>	<b>14 %</b>
<b>Other Public</b>	<b>4637</b>	<b>23 %</b>
<b>Other</b>	<b>261</b>	<b>1 %</b>



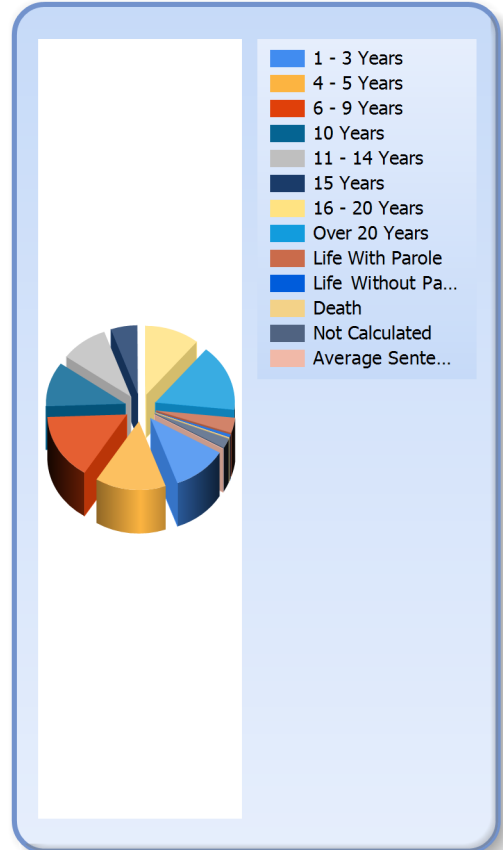


# Inmate Profiles October 15, 2022

DEPARTMENT OF  
CORRECTIONS

*Information  
Technology*

Sentence Length		
1 - 3 Years	2213	11 %
4 - 5 Years	2853	14 %
6 - 9 Years	3057	15 %
10 Years	2069	10 %
11 - 14 Years	1907	10 %
15 Years	1062	5 %
16 - 20 Years	2194	11 %
Over 20 Years	3096	16 %
Life With Parole	705	4 %
Life No Parole	124	1 %
Death	26	0 %
Not Calculated	449	2 %
Average Sentence	14	





# Inmate Profiles October 15, 2022

DEPARTMENT OF  
CORRECTIONS

*Information  
Technology*

Top 10 Counties of Conviction		
Jefferson	2430	12 %
Kenton	949	5 %
Fayette	916	5 %
Hardin	807	4 %
Warren	670	3 %
McCracken	663	3 %
Campbell	443	2 %
Daviess	432	2 %
Madison	410	2 %
Christian	383	2 %
Other	11652	59 %

