



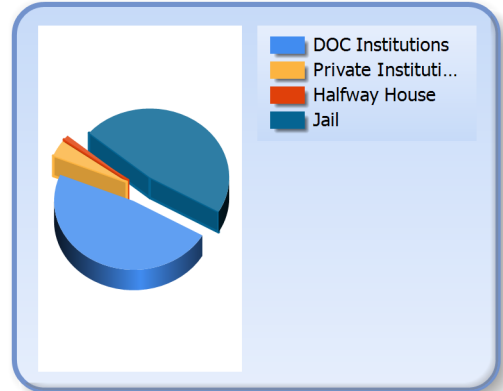
# Inmate Profiles

## June 15, 2022

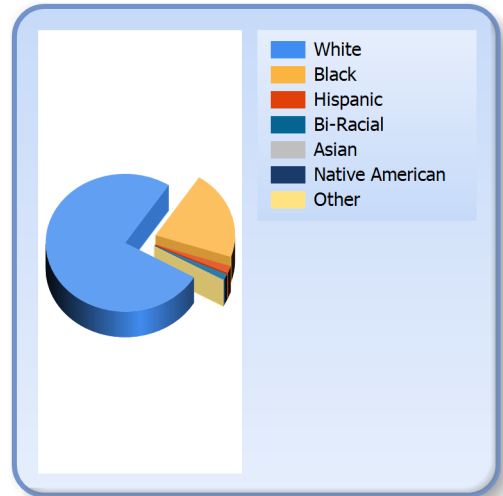
DEPARTMENT OF  
CORRECTIONS

*Information  
Technology*

Facility		
DOC Institutions	9303	48 %
Private Institutions	745	4 %
Halfway Houses	216	1 %
Jails	9157	47 %
<b>Total</b>	<b>19421</b>	



Race		
White	14735	76 %
Black	4058	21 %
Hispanic	327	2 %
Bi-Racial	242	1 %
Asian	29	0 %
Native American	15	0 %
Other	15	0 %



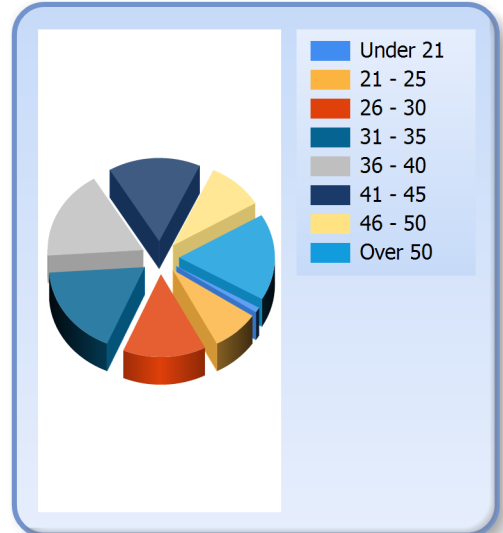


# Inmate Profiles June 15, 2022

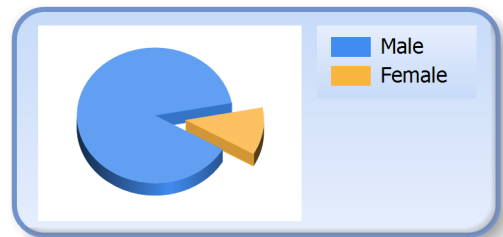
DEPARTMENT OF  
CORRECTIONS

*Information  
Technology*

Age		
Under 21	197	1 %
21 - 25	1558	8 %
26 - 30	2729	14 %
31 - 35	3403	18 %
36 - 40	3387	17 %
41 - 45	3021	16 %
46 - 50	1856	10 %
Over 50	3270	17 %
Average	39	



Gender		
Male	17226	89 %
Female	2195	11 %



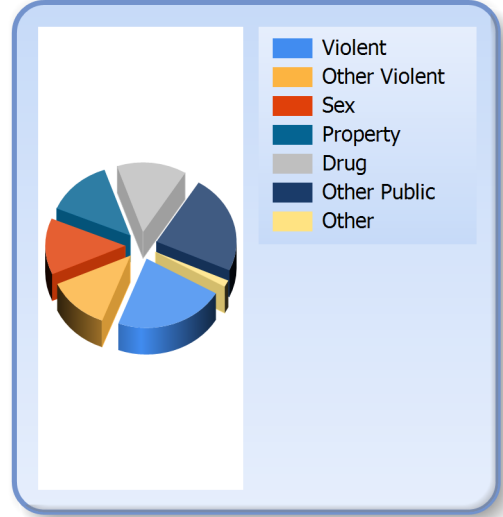


# Inmate Profiles June 15, 2022

DEPARTMENT OF  
CORRECTIONS

*Information  
Technology*

Crime		
<b>Violent</b>	<b>4353</b>	<b>22 %</b>
<b>Other Violent</b>	<b>2436</b>	<b>13 %</b>
<b>Sex</b>	<b>2544</b>	<b>13 %</b>
<b>Property</b>	<b>2597</b>	<b>13 %</b>
<b>Drug</b>	<b>2727</b>	<b>14 %</b>
<b>Other Public</b>	<b>4463</b>	<b>23 %</b>
<b>Other</b>	<b>299</b>	<b>2 %</b>





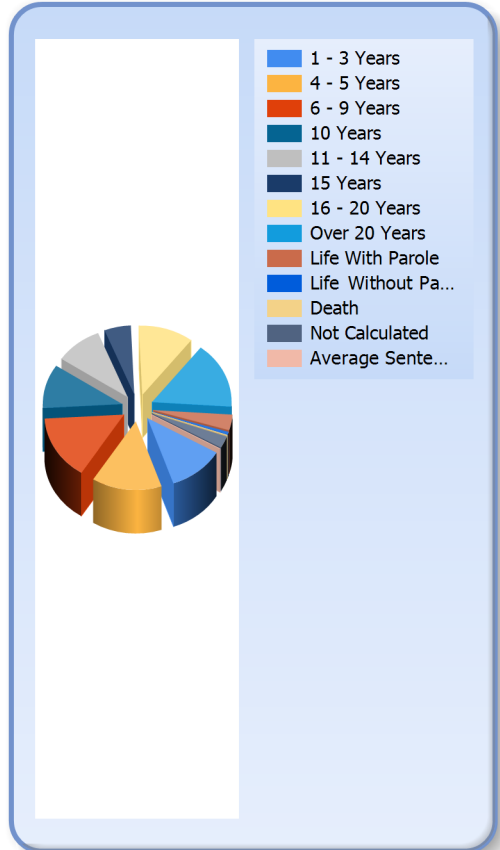
# Inmate Profiles

## June 15, 2022

DEPARTMENT OF  
CORRECTIONS

*Information  
Technology*

Sentence Length		
1 - 3 Years	2215	11 %
4 - 5 Years	2773	14 %
6 - 9 Years	2931	15 %
10 Years	2003	10 %
11 - 14 Years	1857	10 %
15 Years	1045	5 %
16 - 20 Years	2168	11 %
Over 20 Years	3027	16 %
Life With Parole	711	4 %
Life No Parole	125	1 %
Death	26	0 %
Not Calculated	540	3 %
Average Sentence	14	





# Inmate Profiles

## June 15, 2022

DEPARTMENT OF  
CORRECTIONS

*Information  
Technology*

Top 10 Counties of Conviction		
Jefferson	2419	12 %
Kenton	954	5 %
Fayette	933	5 %
Hardin	818	4 %
Warren	659	3 %
McCracken	607	3 %
Campbell	473	2 %
Daviess	428	2 %
Madison	407	2 %
Christian	387	2 %
Other	11336	58 %

