



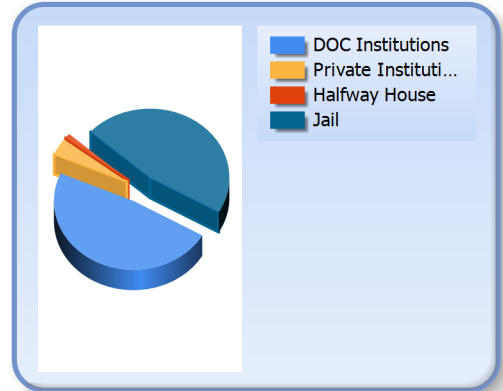
Inmate Profiles

March 15, 2023

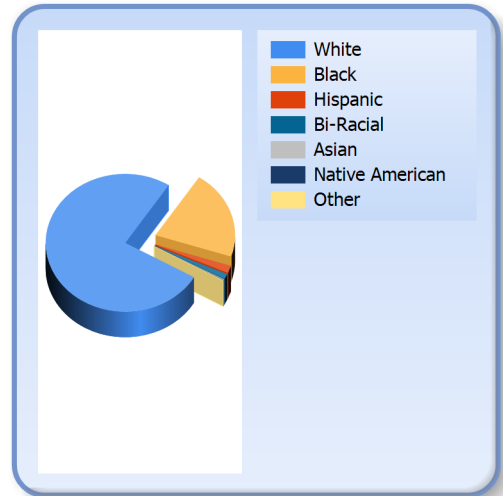
DEPARTMENT OF
CORRECTIONS

*Information
Technology*

Facility		
DOC Institutions	9510	48 %
Private Institutions	774	4 %
Halfway Houses	217	1 %
Jails	9213	47 %
Total	19714	



Race		
White	14956	76 %
Black	4103	21 %
Hispanic	343	2 %
Bi-Racial	244	1 %
Asian	35	0 %
Native American	13	0 %
Other	20	0 %





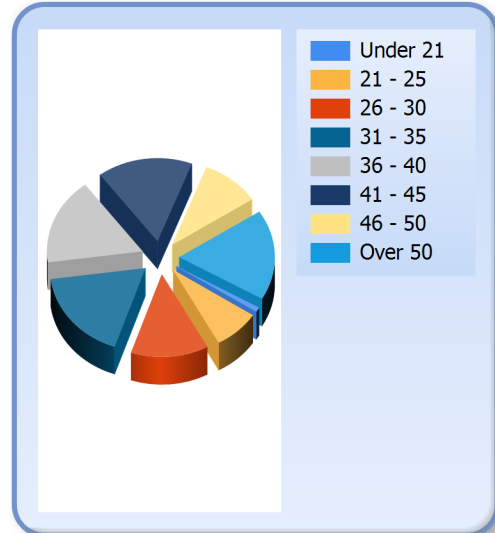
Inmate Profiles

March 15, 2023


DEPARTMENT OF
CORRECTIONS

*Information
Technology*

Age		
Under 21	179	1 %
21 - 25	1544	8 %
26 - 30	2593	13 %
31 - 35	3478	18 %
36 - 40	3329	17 %
41 - 45	3168	16 %
46 - 50	1962	10 %
Over 50	3461	18 %
Average	39	



Gender		
Male	17405	88 %
Female	2309	12 %





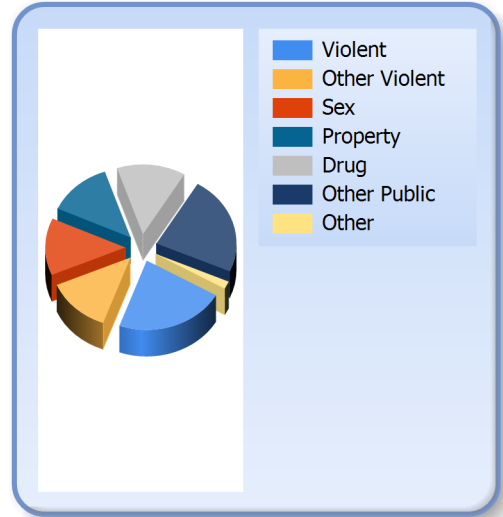
Inmate Profiles

March 15, 2023

DEPARTMENT OF
CORRECTIONS

*Information
Technology*

Crime		
Violent	4378	22 %
Other Violent	2563	13 %
Sex	2617	13 %
Property	2558	13 %
Drug	2720	14 %
Other Public	4530	23 %
Other	346	2 %





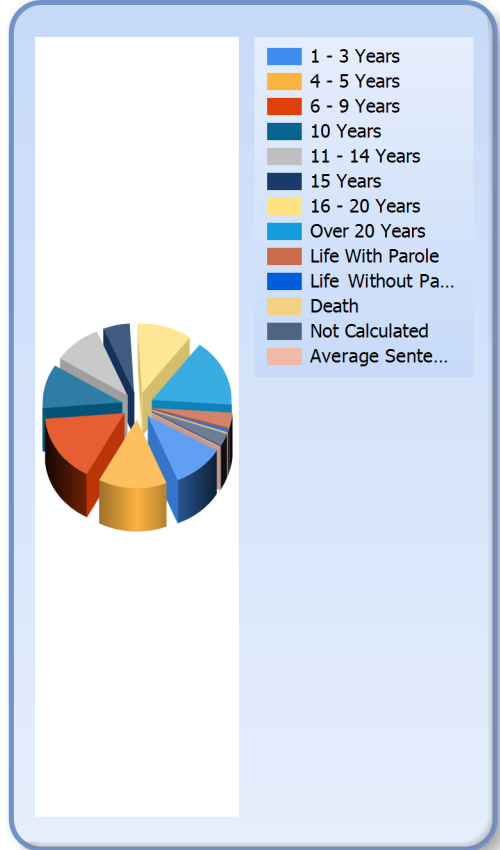
Inmate Profiles

March 15, 2023

DEPARTMENT OF
CORRECTIONS

*Information
Technology*

Sentence Length		
1 - 3 Years	2082	11 %
4 - 5 Years	2752	14 %
6 - 9 Years	3130	16 %
10 Years	2026	10 %
11 - 14 Years	1928	10 %
15 Years	1061	5 %
16 - 20 Years	2185	11 %
Over 20 Years	3126	16 %
Life With Parole	707	4 %
Life No Parole	123	1 %
Death	26	0 %
Not Calculated	568	3 %
Average Sentence	14	





Inmate Profiles

March 15, 2023

DEPARTMENT OF
CORRECTIONS

*Information
Technology*

Top 10 Counties of Conviction		
Jefferson	2407	12 %
Kenton	956	5 %
Fayette	935	5 %
Hardin	783	4 %
Warren	697	4 %
McCracken	678	3 %
Daviess	425	2 %
Campbell	423	2 %
Madison	413	2 %
Christian	378	2 %
Other	11619	59 %

