



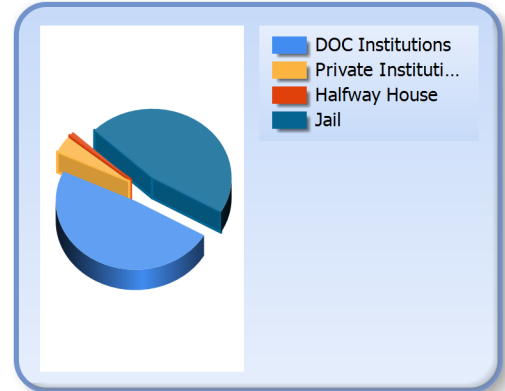
Inmate Profiles

February 15, 2023

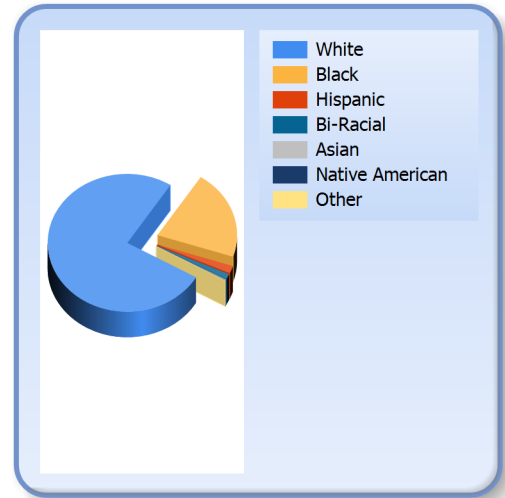
DEPARTMENT OF
CORRECTIONS

*Information
Technology*

Facility		
DOC Institutions	9623	49 %
Private Institutions	796	4 %
Halfway Houses	204	1 %
Jails	9138	46 %
Total	19761	



Race		
White	14978	76 %
Black	4135	21 %
Hispanic	342	2 %
Bi-Racial	245	1 %
Asian	32	0 %
Native American	13	0 %
Other	16	0 %





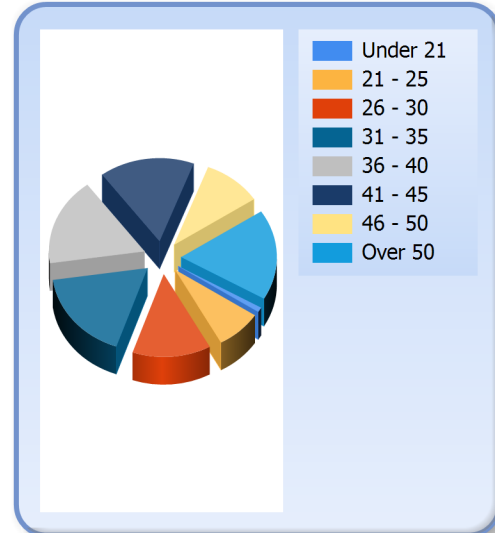
Inmate Profiles

February 15, 2023

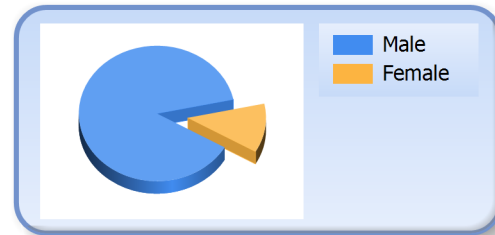
DEPARTMENT OF
CORRECTIONS

*Information
Technology*

Age		
Under 21	183	1 %
21 - 25	1532	8 %
26 - 30	2626	13 %
31 - 35	3441	17 %
36 - 40	3375	17 %
41 - 45	3161	16 %
46 - 50	1965	10 %
Over 50	3478	18 %
Average	39	



Gender		
Male	17453	88 %
Female	2308	12 %



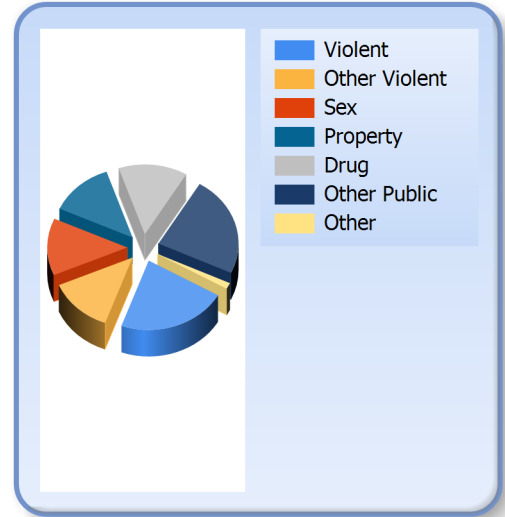


Inmate Profiles February 15, 2023

DEPARTMENT OF
CORRECTIONS

*Information
Technology*

Crime		
Violent	4388	22 %
Other Violent	2562	13 %
Sex	2625	13 %
Property	2558	13 %
Drug	2737	14 %
Other Public	4613	23 %
Other	277	1 %





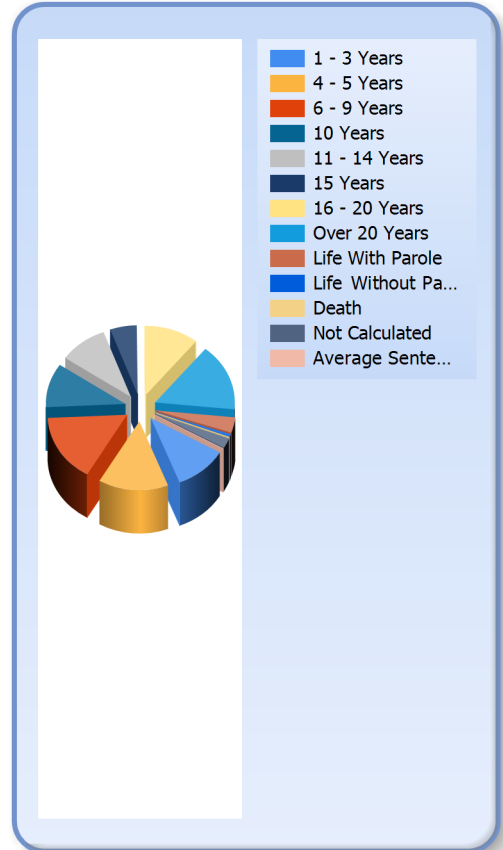
Inmate Profiles

February 15, 2023

DEPARTMENT OF
CORRECTIONS

*Information
Technology*

Sentence Length		
1 - 3 Years	2132	11 %
4 - 5 Years	2820	14 %
6 - 9 Years	3141	16 %
10 Years	2042	10 %
11 - 14 Years	1945	10 %
15 Years	1064	5 %
16 - 20 Years	2185	11 %
Over 20 Years	3113	16 %
Life With Parole	707	4 %
Life No Parole	123	1 %
Death	26	0 %
Not Calculated	463	2 %
Average Sentence	14	





Inmate Profiles February 15, 2023

DEPARTMENT OF
CORRECTIONS

*Information
Technology*

Top 10 Counties of Conviction		
Jefferson	2420	12 %
Kenton	988	5 %
Fayette	953	5 %
Hardin	804	4 %
McCracken	696	4 %
Warren	690	3 %
Daviess	432	2 %
Madison	413	2 %
Campbell	411	2 %
Christian	373	2 %
Other	11581	59 %

