

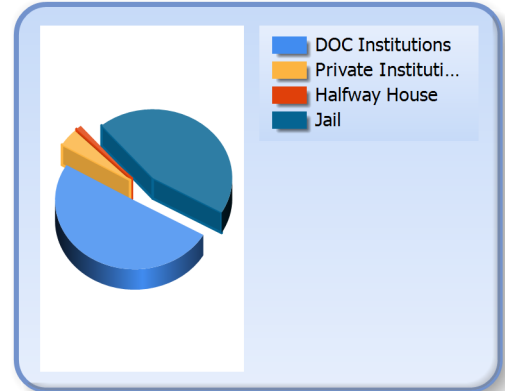


Inmate Profiles September 15, 2021

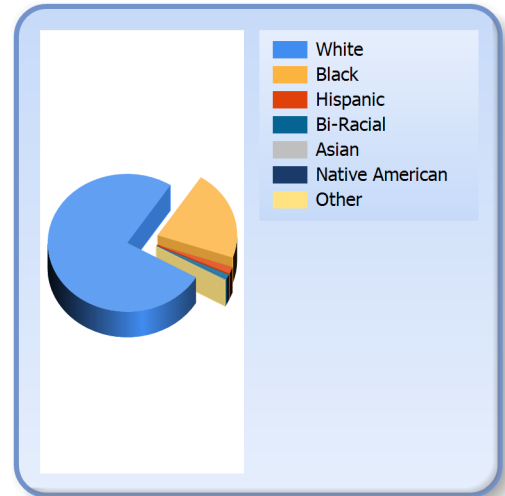
DEPARTMENT OF
CORRECTIONS

*Information
Technology*

Facility		
DOC Institutions	9238	50 %
Private Institutions	752	4 %
Halfway Houses	208	1 %
Jails	8170	44 %
Total	18368	



Race		
White	13926	76 %
Black	3876	21 %
Hispanic	299	2 %
Bi-Racial	207	1 %
Asian	31	0 %
Native American	15	0 %
Other	14	0 %



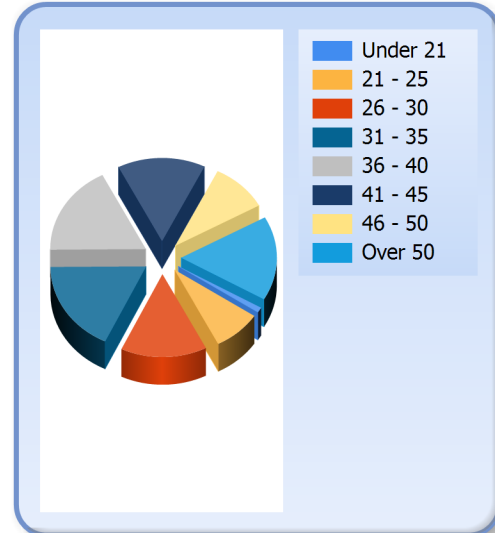


Inmate Profiles September 15, 2021

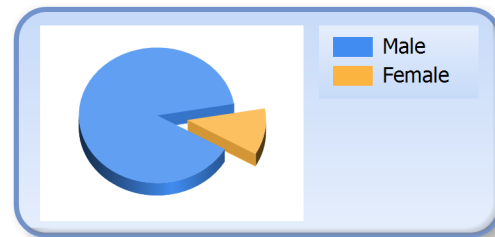
DEPARTMENT OF
CORRECTIONS

*Information
Technology*

Age		
Under 21	189	1 %
21 - 25	1493	8 %
26 - 30	2676	15 %
31 - 35	3275	18 %
36 - 40	3234	18 %
41 - 45	2718	15 %
46 - 50	1771	10 %
Over 50	3012	16 %
Average	39	



Gender		
Male	16332	89 %
Female	2036	11 %



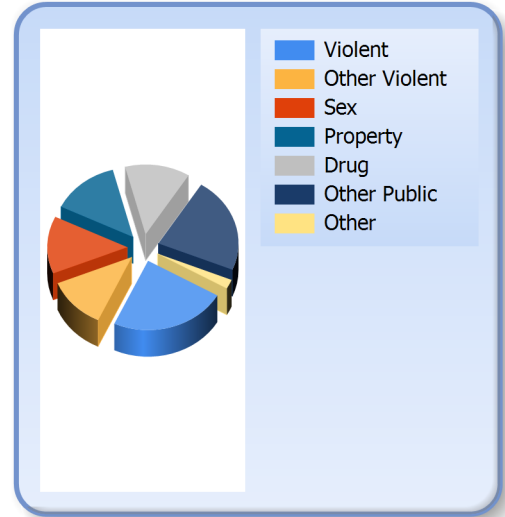


Inmate Profiles September 15, 2021

DEPARTMENT OF
CORRECTIONS

*Information
Technology*

Crime		
Violent	4332	24 %
Other Violent	2190	12 %
Sex	2452	13 %
Property	2520	14 %
Drug	2397	13 %
Other Public	4083	22 %
Other	394	2 %



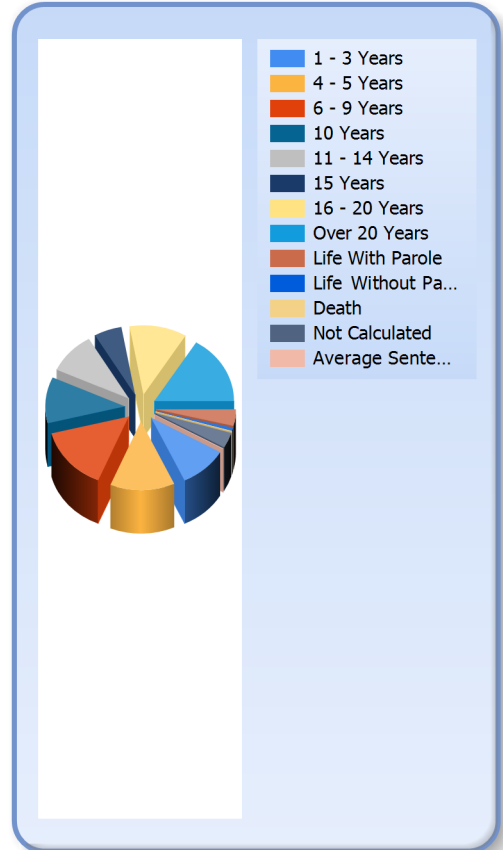


Inmate Profiles September 15, 2021

DEPARTMENT OF
CORRECTIONS

*Information
Technology*

Sentence Length		
1 - 3 Years	1797	10 %
4 - 5 Years	2419	13 %
6 - 9 Years	2722	15 %
10 Years	1989	11 %
11 - 14 Years	1787	10 %
15 Years	1031	6 %
16 - 20 Years	2126	12 %
Over 20 Years	2980	16 %
Life With Parole	709	4 %
Life No Parole	123	1 %
Death	26	0 %
Not Calculated	659	4 %
Average Sentence	14	





Inmate Profiles September 15, 2021

DEPARTMENT OF
CORRECTIONS

*Information
Technology*

Top 10 Counties of Conviction		
Jefferson	2392	13 %
Fayette	922	5 %
Kenton	838	5 %
Hardin	766	4 %
Warren	665	4 %
McCracken	547	3 %
Campbell	428	2 %
Daviess	414	2 %
Madison	379	2 %
Christian	358	2 %
Other	10659	58 %

