



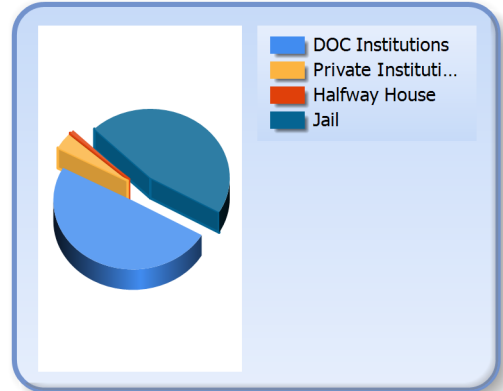
Inmate Profiles

May 15, 2021

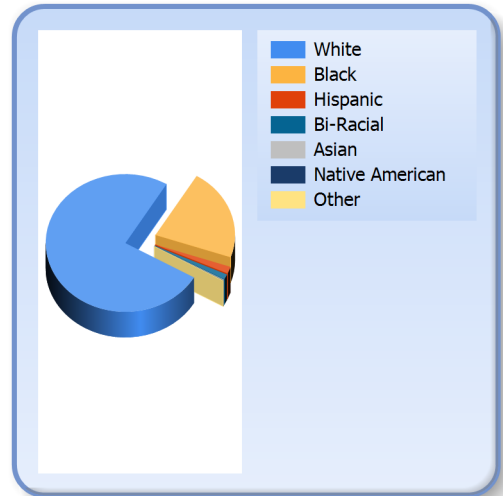
DEPARTMENT OF
CORRECTIONS

*Information
Technology*

Facility		
DOC Institutions	9119	50 %
Private Institutions	694	4 %
Halfway Houses	160	1 %
Jails	8414	46 %
Total	18387	



Race		
White	13849	75 %
Black	3968	22 %
Hispanic	297	2 %
Bi-Racial	221	1 %
Asian	26	0 %
Native American	13	0 %
Other	13	0 %





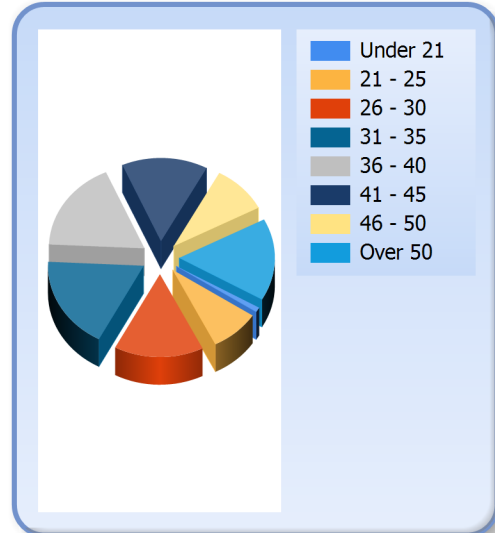
Inmate Profiles

May 15, 2021


DEPARTMENT OF
CORRECTIONS

*Information
Technology*

Age		
Under 21	172	1 %
21 - 25	1539	8 %
26 - 30	2779	15 %
31 - 35	3310	18 %
36 - 40	3247	18 %
41 - 45	2663	14 %
46 - 50	1736	9 %
Over 50	2941	16 %
Average	39	



Gender		
Male	16392	89 %
Female	1995	11 %



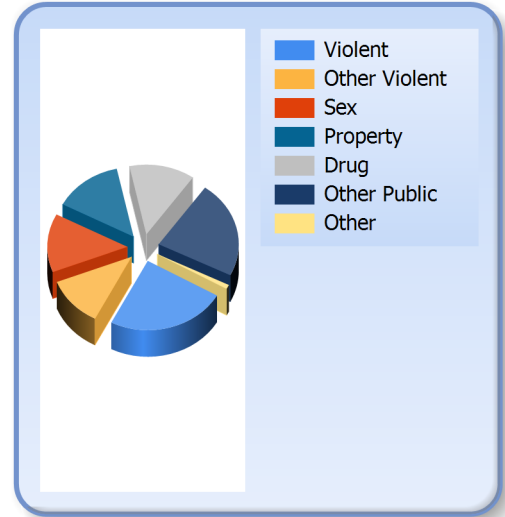


Inmate Profiles May 15, 2021

DEPARTMENT OF
CORRECTIONS

*Information
Technology*

Crime		
Violent	4449	24 %
Other Violent	2125	12 %
Sex	2506	14 %
Property	2559	14 %
Drug	2423	13 %
Other Public	4146	23 %
Other	179	1 %



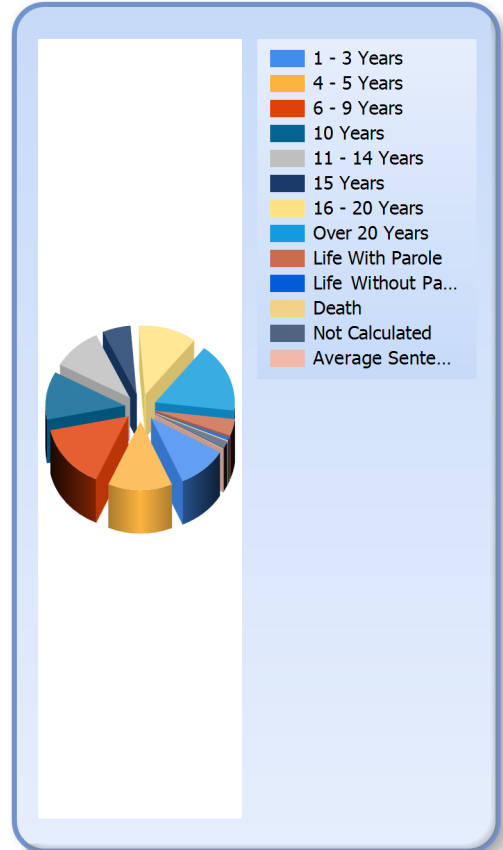


Inmate Profiles May 15, 2021

DEPARTMENT OF
CORRECTIONS

*Information
Technology*

Sentence Length		
1 - 3 Years	1873	10 %
4 - 5 Years	2415	13 %
6 - 9 Years	2780	15 %
10 Years	2074	11 %
11 - 14 Years	1853	10 %
15 Years	1050	6 %
16 - 20 Years	2163	12 %
Over 20 Years	3007	16 %
Life With Parole	725	4 %
Life No Parole	122	1 %
Death	26	0 %
Not Calculated	299	2 %
Average Sentence	14	





Inmate Profiles

May 15, 2021

DEPARTMENT OF
CORRECTIONS

*Information
Technology*

Top 10 Counties of Conviction		
Jefferson	2447	13 %
Fayette	958	5 %
Kenton	851	5 %
Hardin	771	4 %
Warren	669	4 %
McCracken	563	3 %
Campbell	428	2 %
Daviess	428	2 %
Madison	402	2 %
Christian	370	2 %
Other	10500	57 %

