



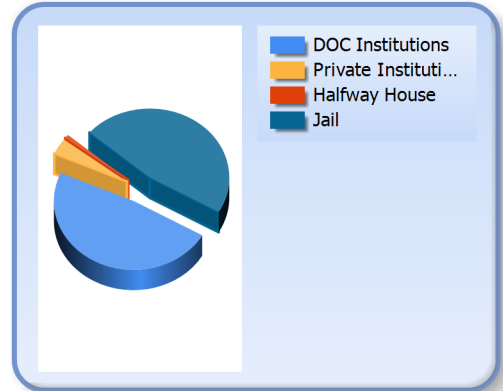
Inmate Profiles

April 15, 2021

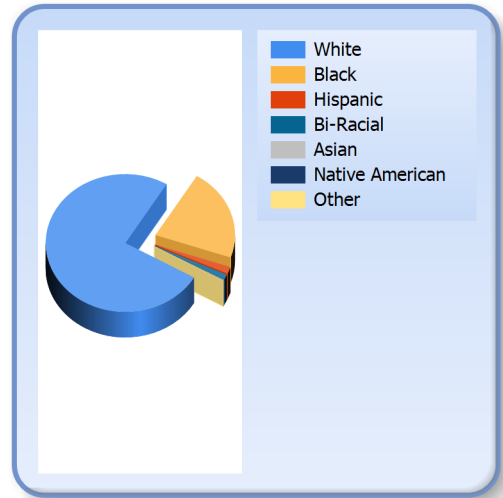
DEPARTMENT OF
CORRECTIONS

*Information
Technology*

Facility		
DOC Institutions	8926	48 %
Private Institutions	701	4 %
Halfway Houses	158	1 %
Jails	8684	47 %
Total	18469	



Race		
White	13916	75 %
Black	3988	22 %
Hispanic	296	2 %
Bi-Racial	217	1 %
Asian	25	0 %
Native American	13	0 %
Other	14	0 %





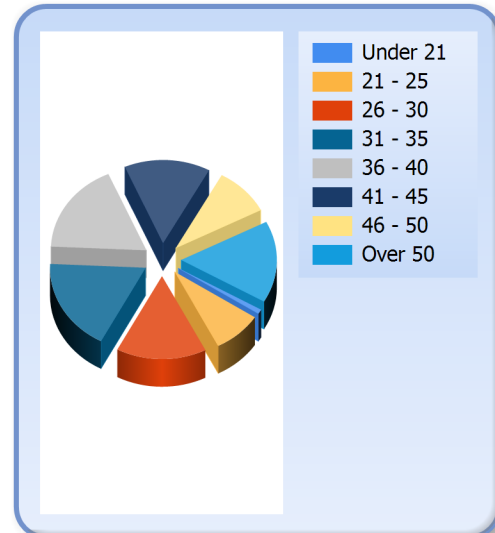
Inmate Profiles

April 15, 2021

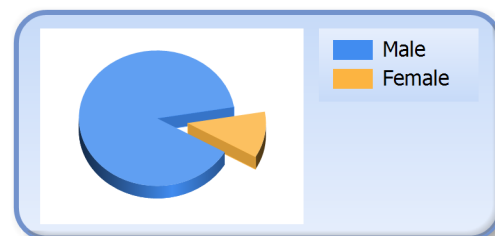
DEPARTMENT OF
CORRECTIONS

*Information
Technology*

Age		
Under 21	165	1 %
21 - 25	1530	8 %
26 - 30	2812	15 %
31 - 35	3323	18 %
36 - 40	3279	18 %
41 - 45	2675	14 %
46 - 50	1746	9 %
Over 50	2939	16 %
Average	39	



Gender		
Male	16433	89 %
Female	2036	11 %





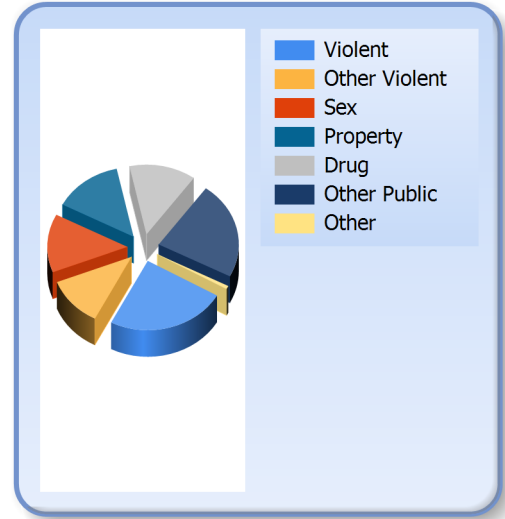
Inmate Profiles

April 15, 2021

DEPARTMENT OF
CORRECTIONS

*Information
Technology*

Crime		
Violent	4475	24 %
Other Violent	2123	11 %
Sex	2511	14 %
Property	2580	14 %
Drug	2472	13 %
Other Public	4171	23 %
Other	137	1 %





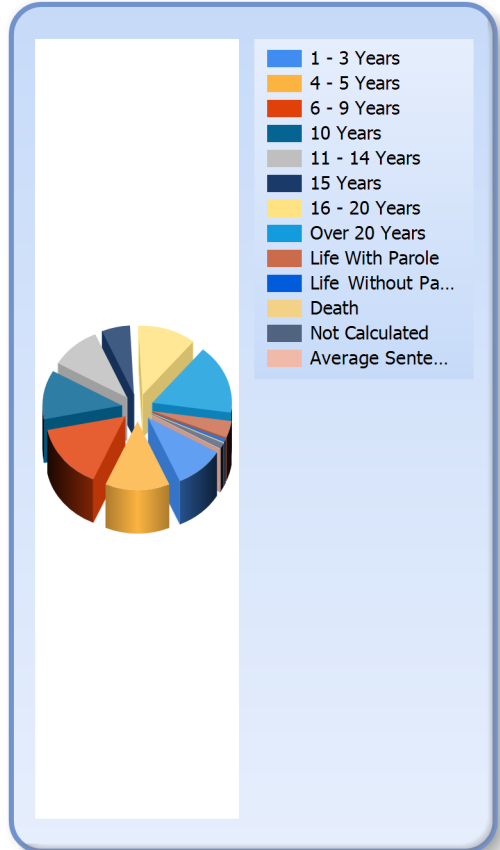
Inmate Profiles

April 15, 2021

DEPARTMENT OF
CORRECTIONS

*Information
Technology*

Sentence Length		
1 - 3 Years	1870	10 %
4 - 5 Years	2432	13 %
6 - 9 Years	2806	15 %
10 Years	2129	12 %
11 - 14 Years	1877	10 %
15 Years	1059	6 %
16 - 20 Years	2173	12 %
Over 20 Years	3020	16 %
Life With Parole	725	4 %
Life No Parole	121	1 %
Death	26	0 %
Not Calculated	231	1 %
Average Sentence	14	





Inmate Profiles

April 15, 2021

DEPARTMENT OF
CORRECTIONS

*Information
Technology*

Top 10 Counties of Conviction		
Jefferson	2444	13 %
Fayette	974	5 %
Kenton	866	5 %
Hardin	781	4 %
Warren	661	4 %
McCracken	563	3 %
Campbell	441	2 %
Madison	421	2 %
Daviess	420	2 %
Christian	364	2 %
Other	10534	57 %

