



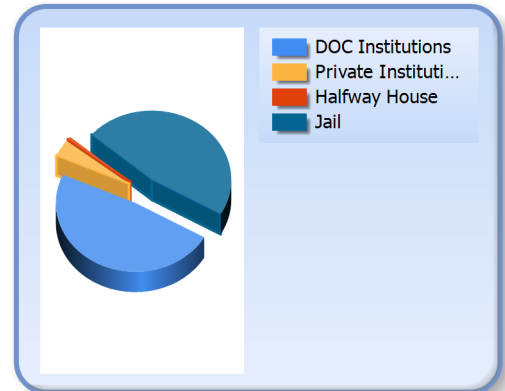
Inmate Profiles

March 15, 2021

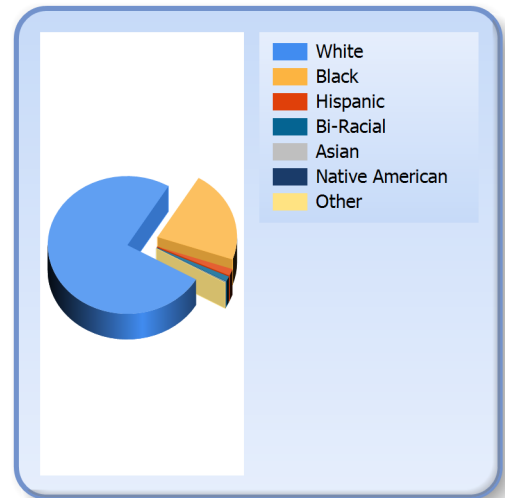
DEPARTMENT OF
CORRECTIONS

*Information
Technology*

Facility		
DOC Institutions	8992	48 %
Private Institutions	727	4 %
Halfway Houses	129	1 %
Jails	8733	47 %
Total	18581	



Race		
White	13994	75 %
Black	4020	22 %
Hispanic	295	2 %
Bi-Racial	221	1 %
Asian	24	0 %
Native American	13	0 %
Other	14	0 %





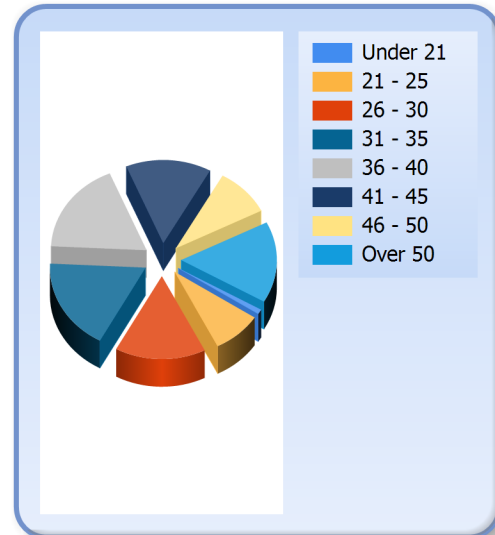
Inmate Profiles

March 15, 2021

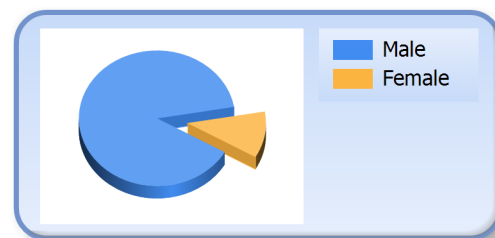
DEPARTMENT OF
CORRECTIONS

*Information
Technology*

Age		
Under 21	174	1 %
21 - 25	1548	8 %
26 - 30	2848	15 %
31 - 35	3315	18 %
36 - 40	3334	18 %
41 - 45	2676	14 %
46 - 50	1749	9 %
Over 50	2937	16 %
Average	39	



Gender		
Male	16527	89 %
Female	2054	11 %



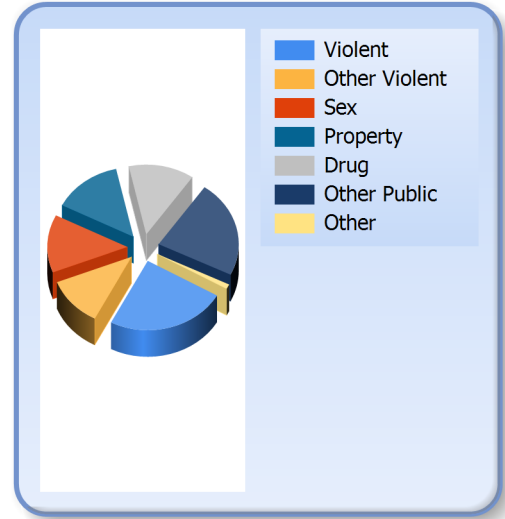


Inmate Profiles March 15, 2021

DEPARTMENT OF
CORRECTIONS

*Information
Technology*

Crime		
Violent	4506	24 %
Other Violent	2128	11 %
Sex	2502	13 %
Property	2605	14 %
Drug	2448	13 %
Other Public	4189	23 %
Other	203	1 %





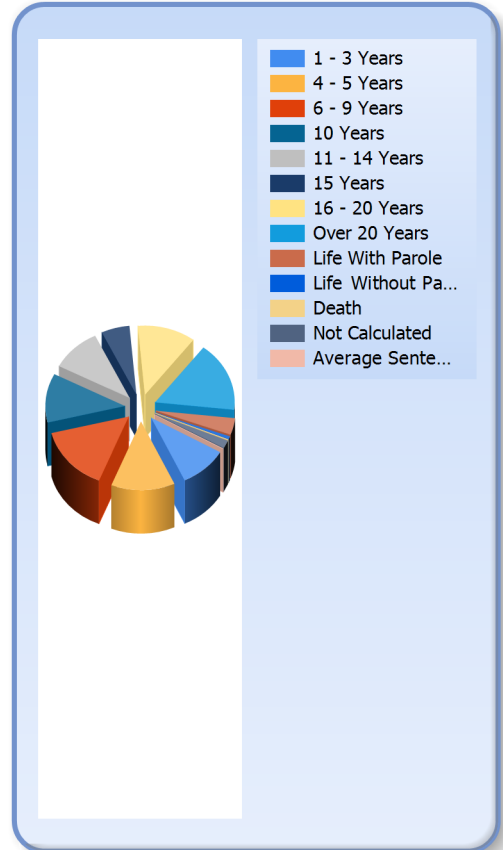
Inmate Profiles

March 15, 2021

DEPARTMENT OF
CORRECTIONS

*Information
Technology*

Sentence Length		
1 - 3 Years	1814	10 %
4 - 5 Years	2418	13 %
6 - 9 Years	2801	15 %
10 Years	2138	12 %
11 - 14 Years	1900	10 %
15 Years	1066	6 %
16 - 20 Years	2188	12 %
Over 20 Years	3040	16 %
Life With Parole	726	4 %
Life No Parole	122	1 %
Death	26	0 %
Not Calculated	342	2 %
Average Sentence	14	





Inmate Profiles March 15, 2021

DEPARTMENT OF
CORRECTIONS

*Information
Technology*

Top 10 Counties of Conviction		
Jefferson	2483	13 %
Fayette	987	5 %
Kenton	878	5 %
Hardin	786	4 %
Warren	654	4 %
McCracken	555	3 %
Campbell	433	2 %
Daviess	420	2 %
Madison	404	2 %
Christian	375	2 %
Other	10606	57 %

