



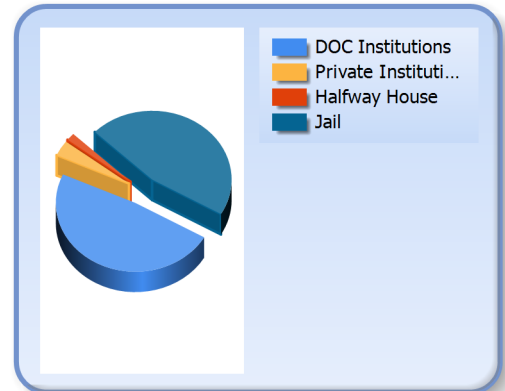
# Inmate Profiles

## March 15, 2020

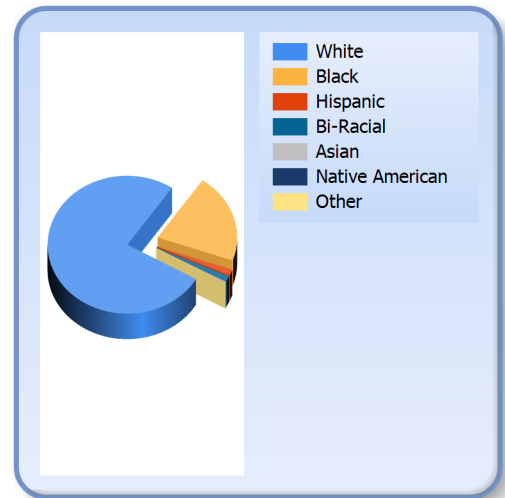
DEPARTMENT OF  
CORRECTIONS

*Information  
Technology*

Facility		
DOC Institutions	11320	48 %
Private Institutions	847	4 %
Halfway Houses	411	2 %
Jails	10780	46 %
<b>Total</b>	<b>23358</b>	



Race		
White	17794	76 %
Black	4882	21 %
Hispanic	326	1 %
Bi-Racial	279	1 %
Asian	41	0 %
Native American	18	0 %
Other	18	0 %





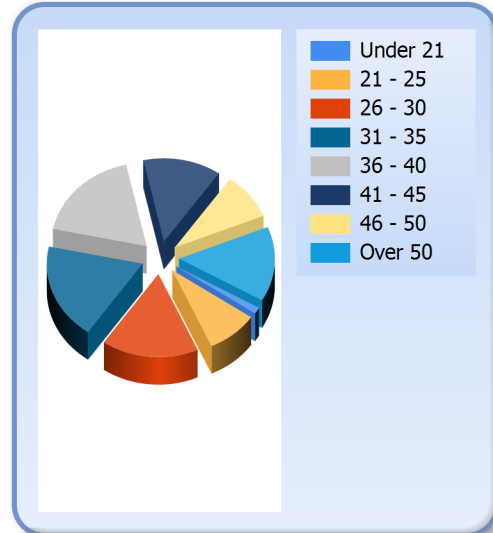
# Inmate Profiles

## March 15, 2020


DEPARTMENT OF  
CORRECTIONS

*Information  
Technology*

Age		
Under 21	293	1 %
21 - 25	2029	9 %
26 - 30	3825	16 %
31 - 35	4358	19 %
36 - 40	4269	18 %
41 - 45	3066	13 %
46 - 50	2119	9 %
Over 50	3399	15 %
Average	38	



Gender		
Male	20373	87 %
Female	2985	13 %



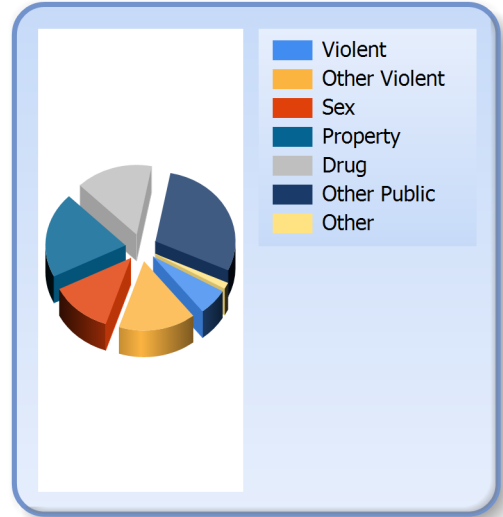


# Inmate Profiles March 15, 2020

DEPARTMENT OF  
CORRECTIONS

*Information  
Technology*

Crime		
<b>Violent</b>	<b>1424</b>	<b>6 %</b>
<b>Other Violent</b>	<b>3655</b>	<b>16 %</b>
<b>Sex</b>	<b>2930</b>	<b>13 %</b>
<b>Property</b>	<b>4648</b>	<b>20 %</b>
<b>Drug</b>	<b>3614</b>	<b>15 %</b>
<b>Other Public</b>	<b>6745</b>	<b>29 %</b>
<b>Other</b>	<b>342</b>	<b>1 %</b>





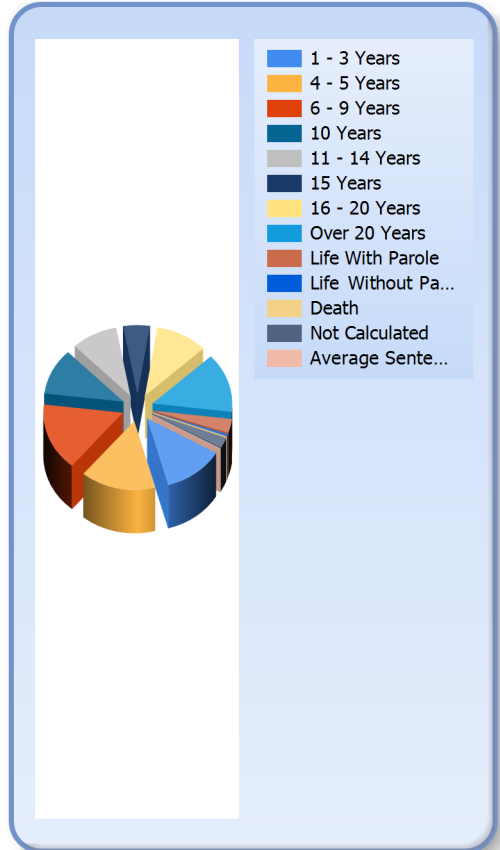
# Inmate Profiles

## March 15, 2020

DEPARTMENT OF  
CORRECTIONS

*Information  
Technology*

Sentence Length		
1 - 3 Years	2901	12 %
4 - 5 Years	3580	15 %
6 - 9 Years	3701	16 %
10 Years	2534	11 %
11 - 14 Years	2200	9 %
15 Years	1246	5 %
16 - 20 Years	2463	11 %
Over 20 Years	3251	14 %
Life With Parole	758	3 %
Life No Parole	118	1 %
Death	27	0 %
Not Calculated	579	2 %
Average Sentence	13	





# Inmate Profiles March 15, 2020

DEPARTMENT OF  
CORRECTIONS

*Information  
Technology*

Top 10 Counties of Conviction		
Jefferson	3084	13 %
Fayette	1319	6 %
Kenton	941	4 %
Hardin	860	4 %
Warren	790	3 %
McCracken	712	3 %
Daviess	579	2 %
Campbell	544	2 %
Madison	533	2 %
Pulaski	497	2 %
Other	13499	58 %

