

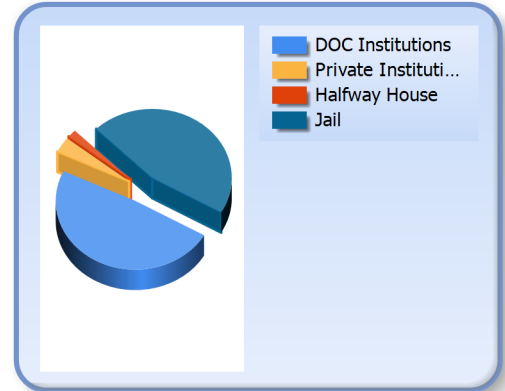


# Inmate Profiles February 15, 2020

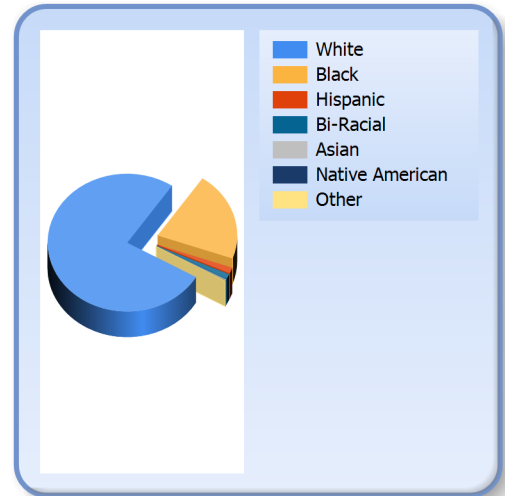
DEPARTMENT OF  
CORRECTIONS

*Information  
Technology*

Facility		
DOC Institutions	11372	49 %
Private Institutions	853	4 %
Halfway Houses	419	2 %
Jails	10678	46 %
<b>Total</b>	<b>23322</b>	



Race		
White	17767	76 %
Black	4875	21 %
Hispanic	319	1 %
Bi-Racial	284	1 %
Asian	43	0 %
Native American	17	0 %
Other	17	0 %





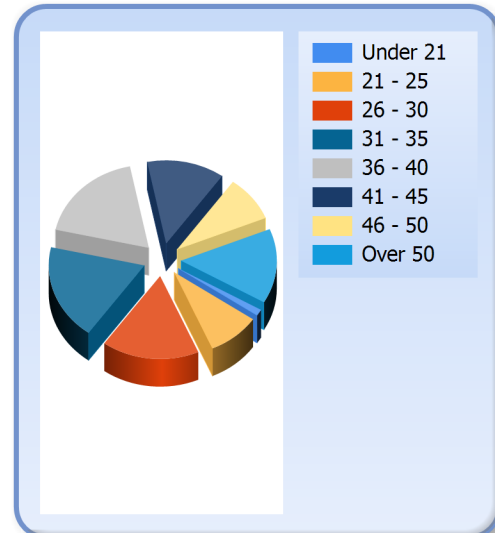
# Inmate Profiles

## February 15, 2020

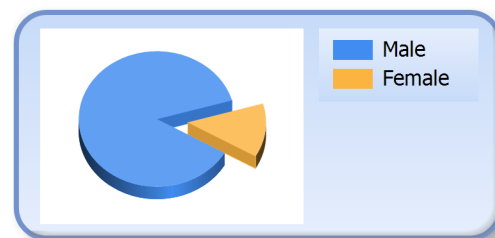
DEPARTMENT OF  
CORRECTIONS

*Information  
Technology*

Age		
Under 21	292	1 %
21 - 25	2070	9 %
26 - 30	3840	16 %
31 - 35	4337	19 %
36 - 40	4270	18 %
41 - 45	3051	13 %
46 - 50	2073	9 %
Over 50	3389	15 %
Average	38	



Gender		
Male	20337	87 %
Female	2985	13 %



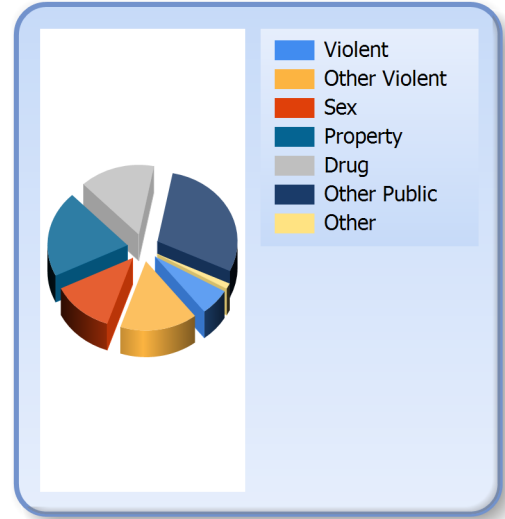


# Inmate Profiles February 15, 2020

DEPARTMENT OF  
CORRECTIONS

*Information  
Technology*

Crime		
<b>Violent</b>	1436	6 %
<b>Other Violent</b>	3657	16 %
<b>Sex</b>	2938	13 %
<b>Property</b>	4685	20 %
<b>Drug</b>	3539	15 %
<b>Other Public</b>	6761	29 %
<b>Other</b>	306	1 %





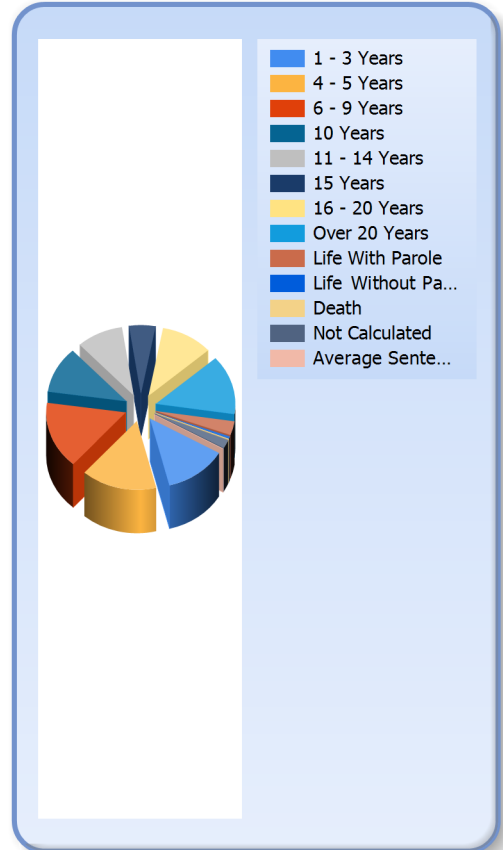
# Inmate Profiles

## February 15, 2020

DEPARTMENT OF  
CORRECTIONS

*Information  
Technology*

Sentence Length		
1 - 3 Years	2974	13 %
4 - 5 Years	3595	15 %
6 - 9 Years	3676	16 %
10 Years	2547	11 %
11 - 14 Years	2212	9 %
15 Years	1240	5 %
16 - 20 Years	2460	11 %
Over 20 Years	3245	14 %
Life With Parole	758	3 %
Life No Parole	118	1 %
Death	27	0 %
Not Calculated	470	2 %
Average Sentence	13	





# Inmate Profiles

## February 15, 2020

DEPARTMENT OF  
CORRECTIONS

*Information  
Technology*

Top 10 Counties of Conviction		
Jefferson	3105	13 %
Fayette	1330	6 %
Kenton	945	4 %
Hardin	855	4 %
Warren	798	3 %
McCracken	718	3 %
Daviess	587	3 %
Campbell	555	2 %
Madison	514	2 %
Pulaski	503	2 %
Other	13412	58 %

