

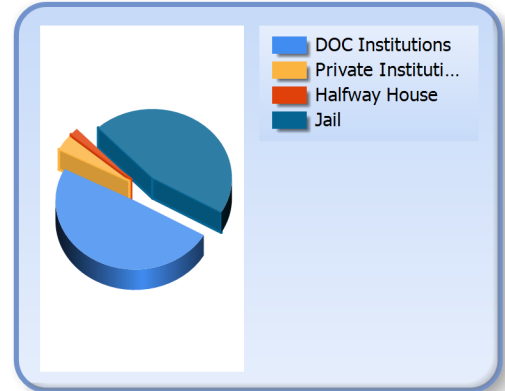


Inmate Profiles January 15, 2020

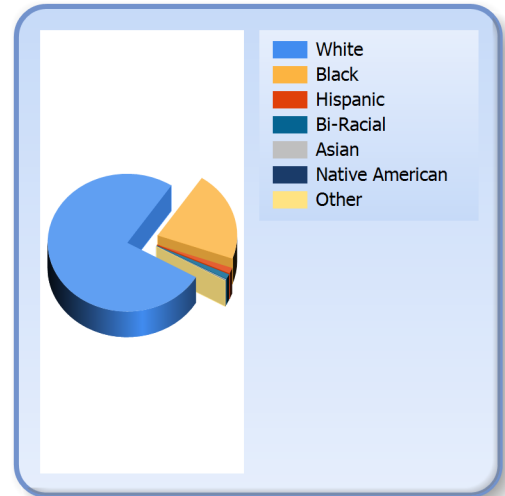
DEPARTMENT OF
CORRECTIONS

*Information
Technology*

Facility		
DOC Institutions	11454	49 %
Private Institutions	852	4 %
Halfway Houses	400	2 %
Jails	10525	45 %
Total	23231	



Race		
White	17662	76 %
Black	4904	21 %
Hispanic	310	1 %
Bi-Racial	276	1 %
Asian	42	0 %
Native American	19	0 %
Other	18	0 %



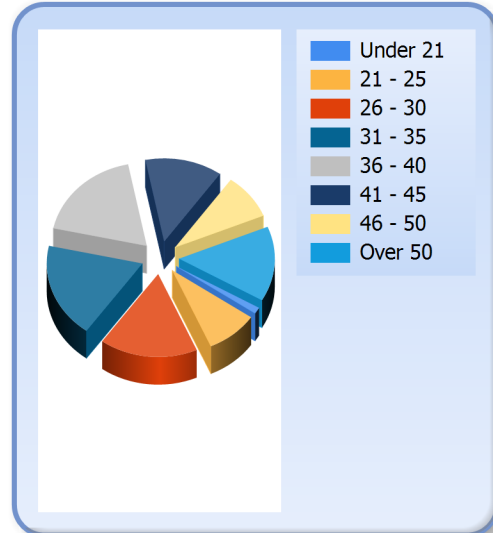


Inmate Profiles January 15, 2020


DEPARTMENT OF
CORRECTIONS

*Information
Technology*

Age		
Under 21	289	1 %
21 - 25	2048	9 %
26 - 30	3847	17 %
31 - 35	4288	18 %
36 - 40	4287	18 %
41 - 45	3026	13 %
46 - 50	2057	9 %
Over 50	3389	15 %
Average	38	



Gender		
Male	20309	87 %
Female	2922	13 %



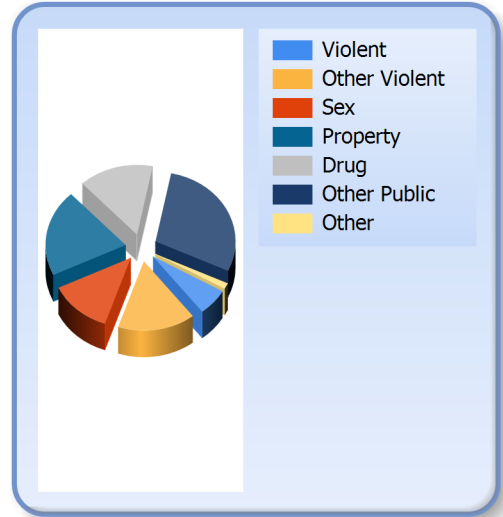


Inmate Profiles January 15, 2020

DEPARTMENT OF
CORRECTIONS

*Information
Technology*

Crime		
Violent	1436	6 %
Other Violent	3648	16 %
Sex	2949	13 %
Property	4687	20 %
Drug	3494	15 %
Other Public	6702	29 %
Other	315	1 %





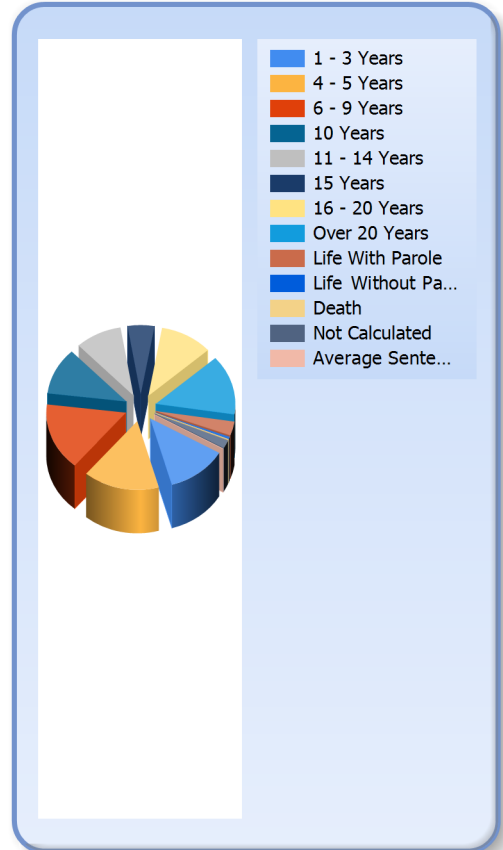
Inmate Profiles

January 15, 2020

DEPARTMENT OF
CORRECTIONS

*Information
Technology*

Sentence Length		
1 - 3 Years	2855	12 %
4 - 5 Years	3604	16 %
6 - 9 Years	3672	16 %
10 Years	2557	11 %
11 - 14 Years	2197	9 %
15 Years	1255	5 %
16 - 20 Years	2481	11 %
Over 20 Years	3254	14 %
Life With Parole	760	3 %
Life No Parole	118	1 %
Death	27	0 %
Not Calculated	451	2 %
Average Sentence	13	





Inmate Profiles January 15, 2020

DEPARTMENT OF
CORRECTIONS

*Information
Technology*

Top 10 Counties of Conviction		
Jefferson	3110	13 %
Fayette	1308	6 %
Kenton	927	4 %
Hardin	863	4 %
Warren	798	3 %
McCracken	714	3 %
Daviess	598	3 %
Campbell	542	2 %
Pulaski	523	2 %
Madison	509	2 %
Other	13339	57 %

