



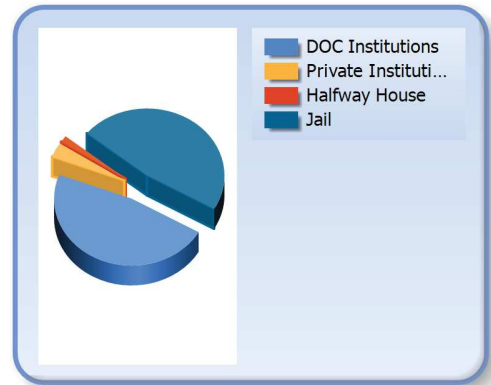
Inmate Profiles

March 15, 2019

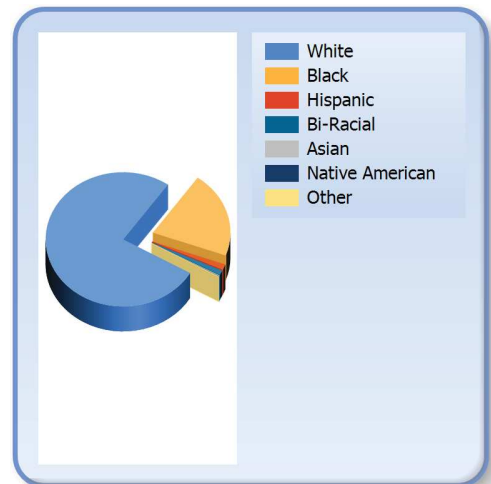
DEPARTMENT OF
CORRECTIONS

Information
Technology

Facility		
DOC Institutions	11379	47 %
Private Institutions	840	4 %
Halfway Houses	373	2 %
Jails	11379	47 %
Total	23971	



Race		
White	18328	76 %
Black	4969	21 %
Hispanic	321	1 %
Bi-Racial	277	1 %
Asian	43	0 %
Native American	17	0 %
Other	16	0 %





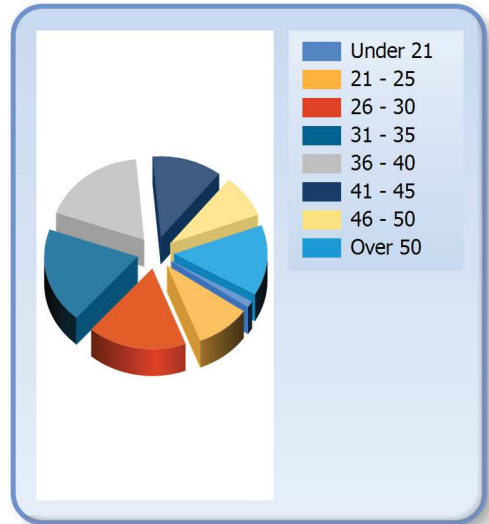
Inmate Profiles

March 15, 2019

DEPARTMENT OF
CORRECTIONS

*Information
Technology*

Age		
Under 21	316	1 %
21 - 25	2289	10 %
26 - 30	4114	17 %
31 - 35	4576	19 %
36 - 40	4351	18 %
41 - 45	2890	12 %
46 - 50	2059	9 %
Over 50	3376	14 %
Average	37	



Gender		
Male	20788	87 %
Female	3183	13 %





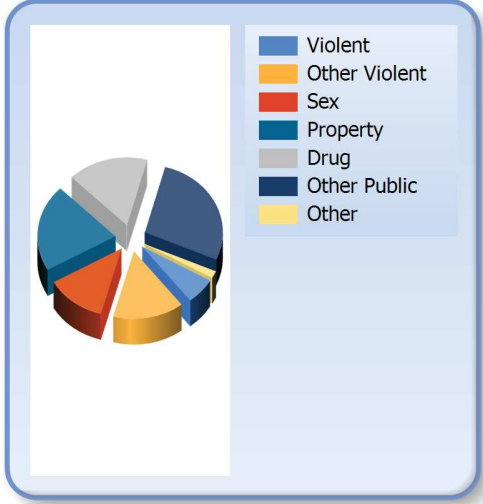
Inmate Profiles

March 15, 2019

DEPARTMENT OF
CORRECTIONS

*Information
Technology*

Crime		
Violent	1482	6 %
Other Violent	3533	15 %
Sex	2990	12 %
Property	4983	21 %
Drug	3997	17 %
Other Public	6577	27 %
Other	409	2 %





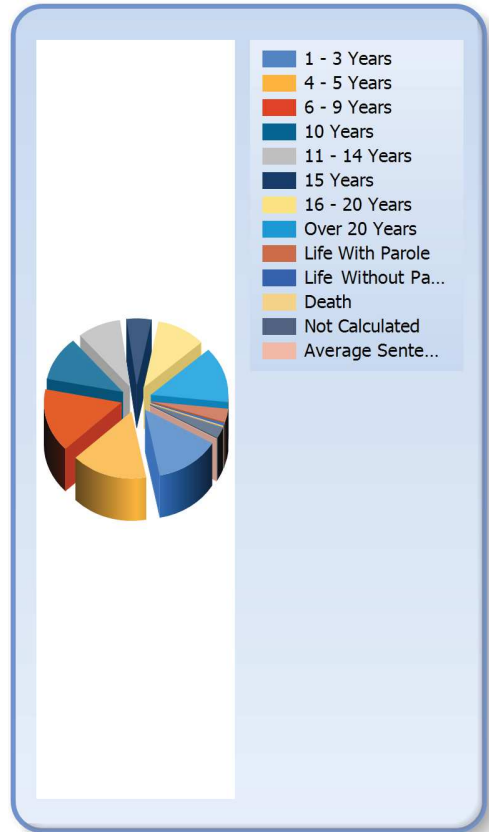
Inmate Profiles

March 15, 2019

DEPARTMENT OF
CORRECTIONS

*Information
Technology*

Sentence Length		
1 - 3 Years	3265	14 %
4 - 5 Years	3821	16 %
6 - 9 Years	3671	15 %
10 Years	2570	11 %
11 - 14 Years	2166	9 %
15 Years	1229	5 %
16 - 20 Years	2456	10 %
Over 20 Years	3221	13 %
Life With Parole	771	3 %
Life No Parole	123	1 %
Death	30	0 %
Not Calculated	648	3 %
Average Sentence	13	





Inmate Profiles

March 15, 2019

DEPARTMENT OF
CORRECTIONS

*Information
Technology*

Top 10 Counties of Conviction

Jefferson	3298	14 %
Fayette	1372	6 %
Kenton	1001	4 %
Hardin	894	4 %
Warren	800	3 %
McCracken	717	3 %
Campbell	590	2 %
Daviess	580	2 %
Pulaski	541	2 %
Madison	539	2 %
Other	13639	57 %

