

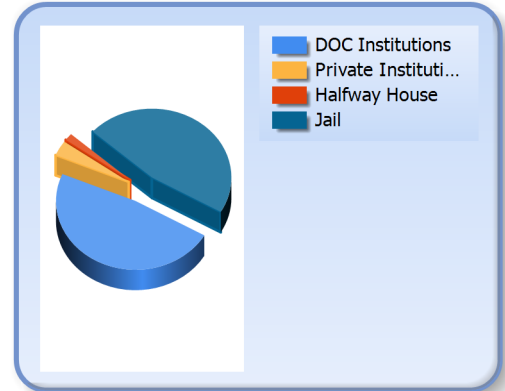


# Inmate Profiles December 15, 2018

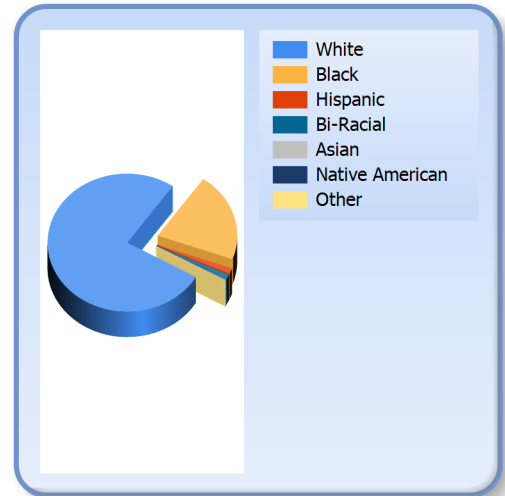
DEPARTMENT OF  
CORRECTIONS

*Information  
Technology*

Facility		
DOC Institutions	11601	48 %
Private Institutions	852	4 %
Halfway Houses	407	2 %
Jails	11276	47 %
<b>Total</b>	<b>24136</b>	



Race		
White	18432	76 %
Black	5028	21 %
Hispanic	327	1 %
Bi-Racial	280	1 %
Asian	36	0 %
Native American	16	0 %
Other	17	0 %



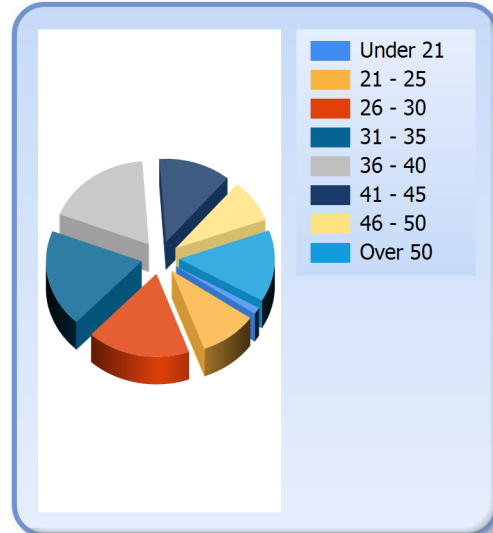


# Inmate Profiles December 15, 2018


DEPARTMENT OF  
CORRECTIONS

*Information  
Technology*

Age		
Under 21	323	1 %
21 - 25	2360	10 %
26 - 30	4224	18 %
31 - 35	4575	19 %
36 - 40	4347	18 %
41 - 45	2930	12 %
46 - 50	2015	8 %
Over 50	3362	14 %
Average	37	



Gender		
Male	20909	87 %
Female	3227	13 %



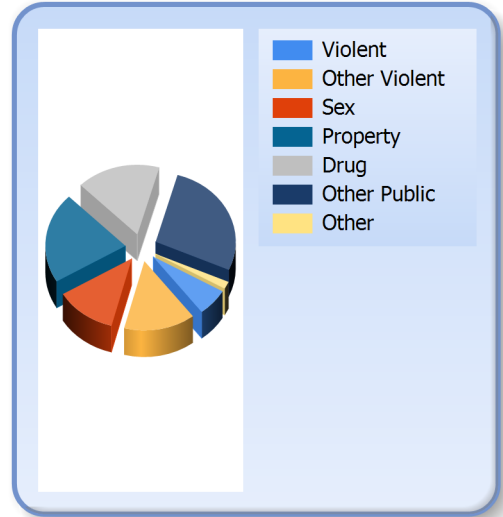


# Inmate Profiles December 15, 2018

DEPARTMENT OF  
CORRECTIONS

*Information  
Technology*

Crime		
<b>Violent</b>	<b>1518</b>	<b>6 %</b>
<b>Other Violent</b>	<b>3489</b>	<b>14 %</b>
<b>Sex</b>	<b>2987</b>	<b>12 %</b>
<b>Property</b>	<b>5088</b>	<b>21 %</b>
<b>Drug</b>	<b>4070</b>	<b>17 %</b>
<b>Other Public</b>	<b>6575</b>	<b>27 %</b>
<b>Other</b>	<b>408</b>	<b>2 %</b>



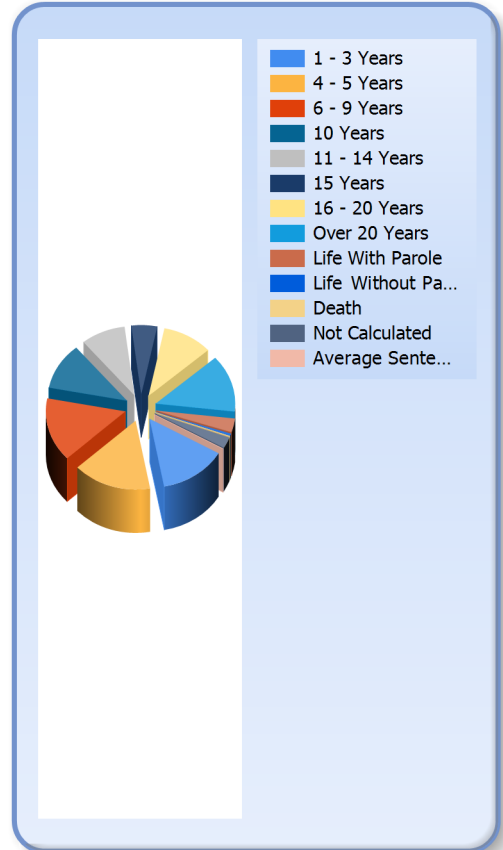


# Inmate Profiles December 15, 2018

DEPARTMENT OF  
CORRECTIONS

*Information  
Technology*

Sentence Length		
1 - 3 Years	3318	14 %
4 - 5 Years	3870	16 %
6 - 9 Years	3611	15 %
10 Years	2643	11 %
11 - 14 Years	2183	9 %
15 Years	1250	5 %
16 - 20 Years	2468	10 %
Over 20 Years	3239	13 %
Life With Parole	779	3 %
Life No Parole	121	1 %
Death	30	0 %
Not Calculated	624	3 %
Average Sentence	13	





# Inmate Profiles December 15, 2018

DEPARTMENT OF  
CORRECTIONS

*Information  
Technology*

Top 10 Counties of Conviction		
Jefferson	3391	14 %
Fayette	1361	6 %
Kenton	968	4 %
Hardin	883	4 %
Warren	798	3 %
McCracken	732	3 %
Campbell	620	3 %
Daviess	601	2 %
Pulaski	572	2 %
Madison	487	2 %
Other	13723	57 %

