



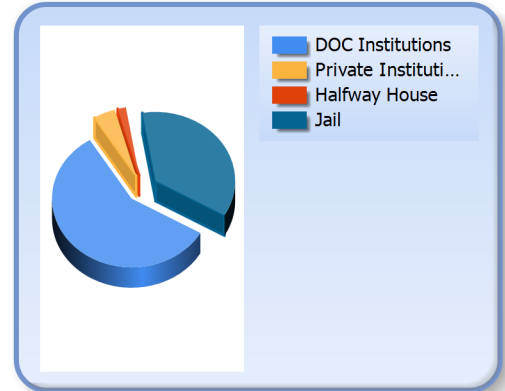
Inmate Profiles

February 15, 2025

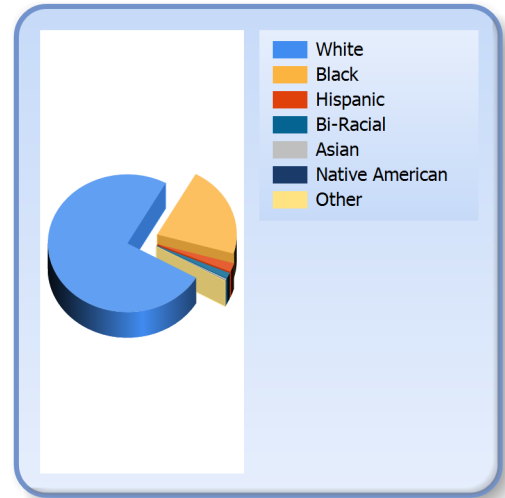
DEPARTMENT OF
CORRECTIONS

*Information
Technology*

Facility		
DOC Institutions	10971	58 %
Private Institutions	847	4 %
Halfway Houses	317	2 %
Jails	6827	36 %
Total	18962	



Race		
White	14163	75 %
Black	4067	21 %
Hispanic	388	2 %
Bi-Racial	259	1 %
Asian	54	0 %
Native American	15	0 %
Other	16	0 %





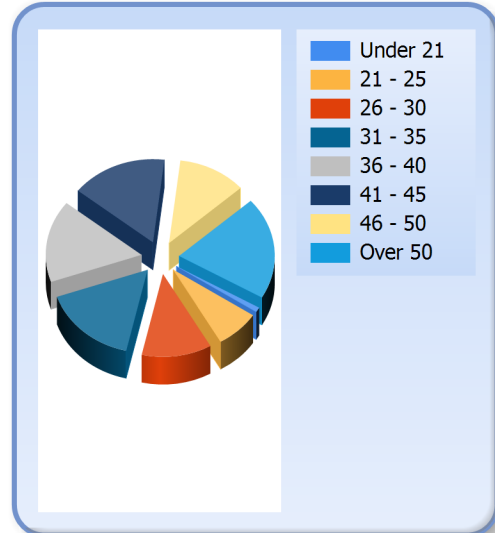
Inmate Profiles

February 15, 2025


DEPARTMENT OF
CORRECTIONS

*Information
Technology*

Age		
Under 21	178	1 %
21 - 25	1415	7 %
26 - 30	2246	12 %
31 - 35	3062	16 %
36 - 40	3026	16 %
41 - 45	3075	16 %
46 - 50	2190	12 %
Over 50	3770	20 %
Average	40	



Gender		
Male	16661	88 %
Female	2301	12 %





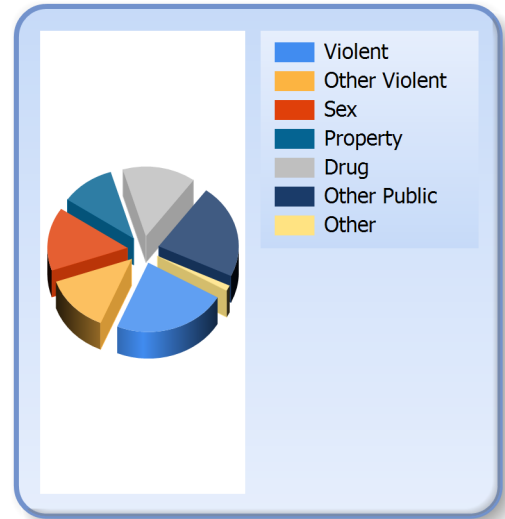
Inmate Profiles

February 15, 2025

DEPARTMENT OF
CORRECTIONS

*Information
Technology*

Crime		
Violent	4364	23 %
Other Violent	2531	13 %
Sex	2801	15 %
Property	2063	11 %
Drug	2796	15 %
Other Public	4161	22 %
Other	245	1 %





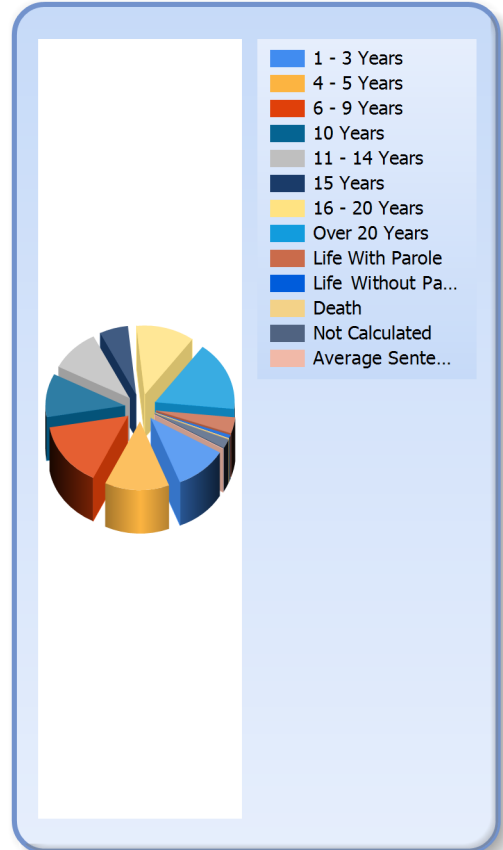
Inmate Profiles

February 15, 2025

DEPARTMENT OF
CORRECTIONS

*Information
Technology*

Sentence Length		
1 - 3 Years	2031	11 %
4 - 5 Years	2499	13 %
6 - 9 Years	2866	15 %
10 Years	1937	10 %
11 - 14 Years	1906	10 %
15 Years	1098	6 %
16 - 20 Years	2245	12 %
Over 20 Years	3110	16 %
Life With Parole	715	4 %
Life No Parole	131	1 %
Death	25	0 %
Not Calculated	399	2 %
Average Sentence	14	





Inmate Profiles

February 15, 2025

DEPARTMENT OF
CORRECTIONS

*Information
Technology*

Top 10 Counties of Conviction		
Jefferson	2149	11 %
Fayette	863	5 %
Kenton	859	5 %
Warren	772	4 %
Hardin	641	3 %
McCracken	543	3 %
Daviess	457	2 %
Madison	453	2 %
Campbell	404	2 %
Boone	370	2 %
Other	11451	60 %

