

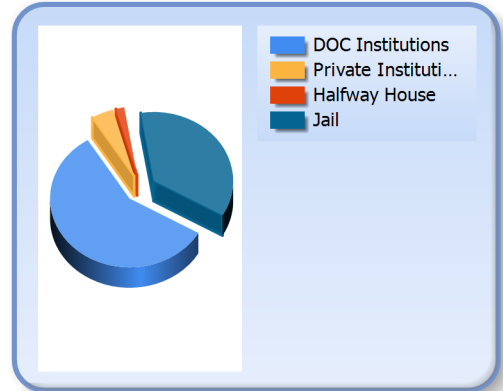


Inmate Profiles January 15, 2025

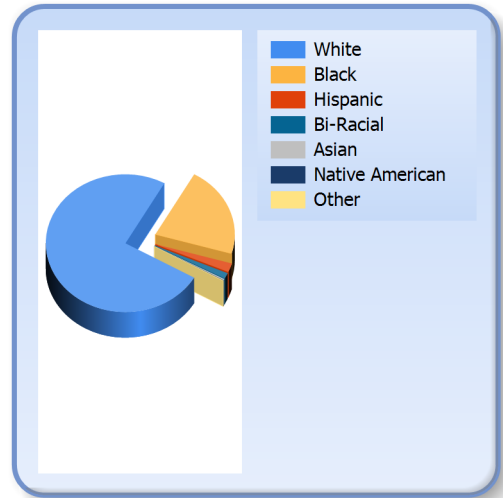
DEPARTMENT OF
CORRECTIONS

*Information
Technology*

Facility		
DOC Institutions	10916	58 %
Private Institutions	853	5 %
Halfway Houses	323	2 %
Jails	6785	36 %
Total	18877	



Race		
White	14122	75 %
Black	4033	21 %
Hispanic	388	2 %
Bi-Racial	254	1 %
Asian	50	0 %
Native American	14	0 %
Other	16	0 %



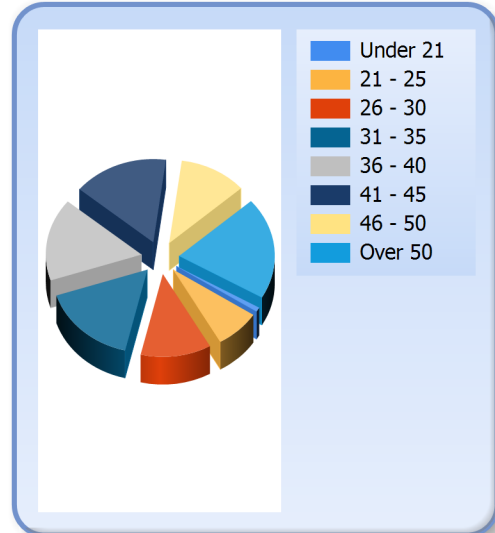


Inmate Profiles January 15, 2025


DEPARTMENT OF
CORRECTIONS

*Information
Technology*

Age		
Under 21	161	1 %
21 - 25	1436	8 %
26 - 30	2254	12 %
31 - 35	3064	16 %
36 - 40	3030	16 %
41 - 45	3038	16 %
46 - 50	2154	11 %
Over 50	3740	20 %
Average	40	



Gender		
Male	16575	88 %
Female	2302	12 %



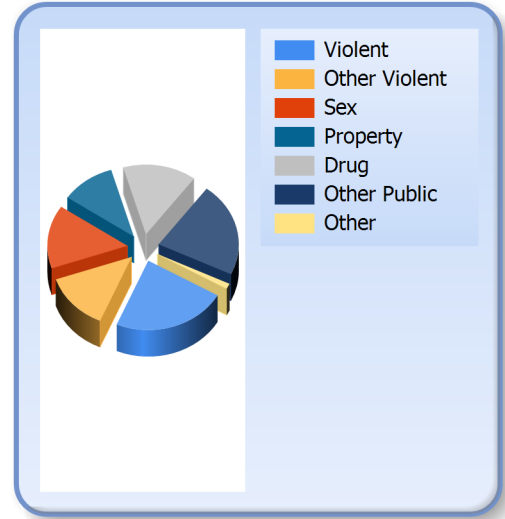


Inmate Profiles January 15, 2025

DEPARTMENT OF
CORRECTIONS

*Information
Technology*

Crime		
Violent	4364	23 %
Other Violent	2511	13 %
Sex	2781	15 %
Property	2066	11 %
Drug	2788	15 %
Other Public	4131	22 %
Other	235	1 %



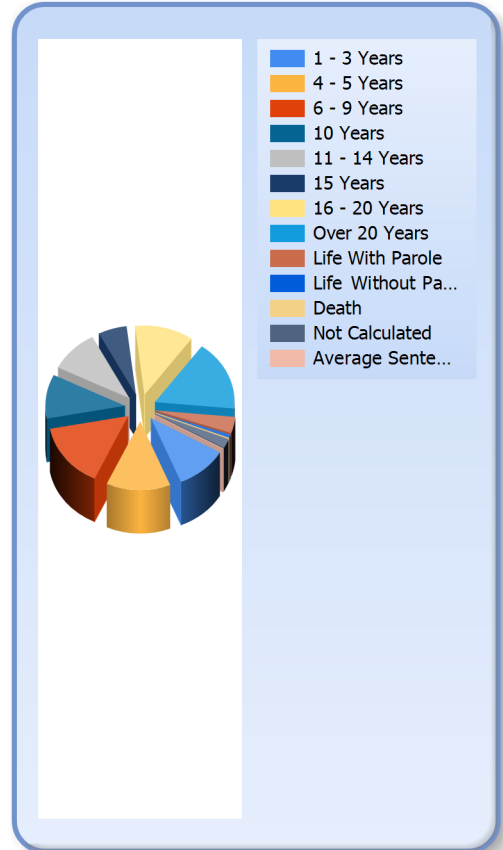


Inmate Profiles January 15, 2025

DEPARTMENT OF
CORRECTIONS

*Information
Technology*

Sentence Length		
1 - 3 Years	1984	11 %
4 - 5 Years	2473	13 %
6 - 9 Years	2854	15 %
10 Years	1952	10 %
11 - 14 Years	1883	10 %
15 Years	1094	6 %
16 - 20 Years	2243	12 %
Over 20 Years	3113	16 %
Life With Parole	717	4 %
Life No Parole	130	1 %
Death	25	0 %
Not Calculated	409	2 %
Average Sentence	14	





Inmate Profiles January 15, 2025

DEPARTMENT OF
CORRECTIONS

*Information
Technology*

Top 10 Counties of Conviction		
Jefferson	2142	11 %
Kenton	870	5 %
Fayette	857	5 %
Warren	776	4 %
Hardin	641	3 %
McCracken	525	3 %
Daviess	459	2 %
Madison	449	2 %
Campbell	392	2 %
Boone	376	2 %
Other	11390	60 %

