

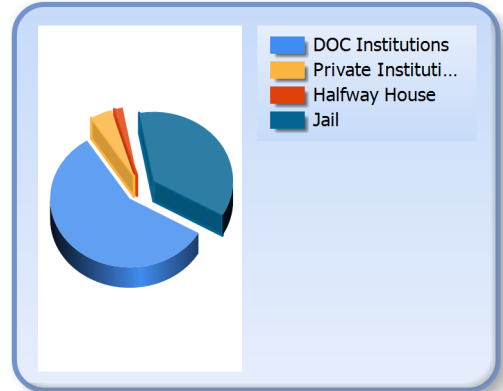


Inmate Profiles December 15, 2024

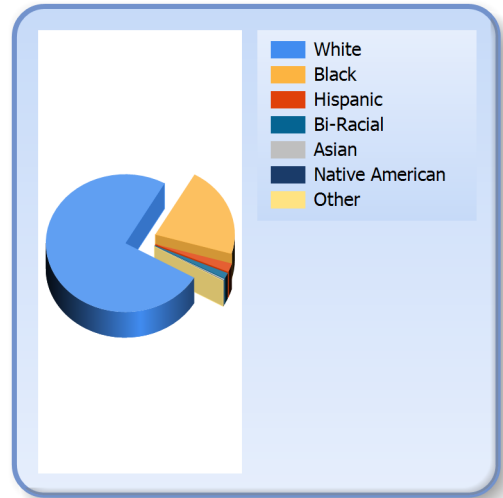
DEPARTMENT OF
CORRECTIONS

*Information
Technology*

Facility		
DOC Institutions	11040	58 %
Private Institutions	849	4 %
Halfway Houses	326	2 %
Jails	6937	36 %
Total	19152	



Race		
White	14341	75 %
Black	4080	21 %
Hispanic	388	2 %
Bi-Racial	260	1 %
Asian	50	0 %
Native American	14	0 %
Other	19	0 %





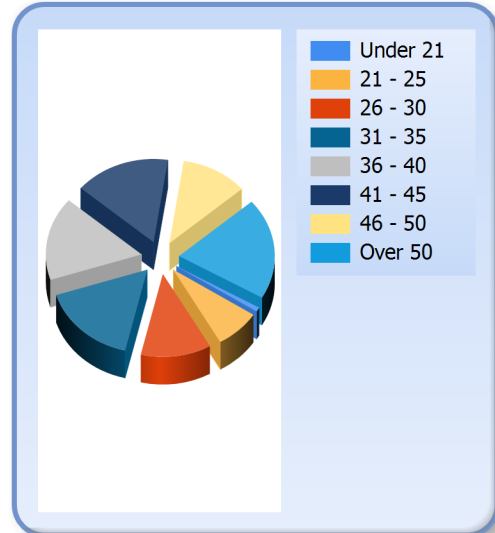
Inmate Profiles

December 15, 2024


DEPARTMENT OF
CORRECTIONS

*Information
Technology*

Age		
Under 21	159	1 %
21 - 25	1463	8 %
26 - 30	2282	12 %
31 - 35	3127	16 %
36 - 40	3107	16 %
41 - 45	3089	16 %
46 - 50	2158	11 %
Over 50	3767	20 %
Average	40	



Gender		
Male	16805	88 %
Female	2347	12 %



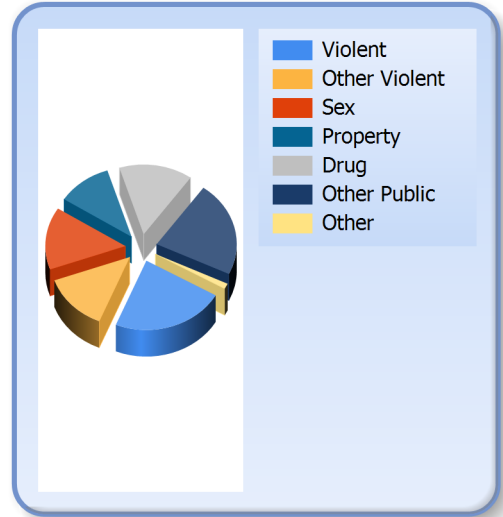


Inmate Profiles December 15, 2024

DEPARTMENT OF
CORRECTIONS

*Information
Technology*

Crime		
Violent	4385	23 %
Other Violent	2549	13 %
Sex	2783	15 %
Property	2116	11 %
Drug	2832	15 %
Other Public	4243	22 %
Other	243	1 %





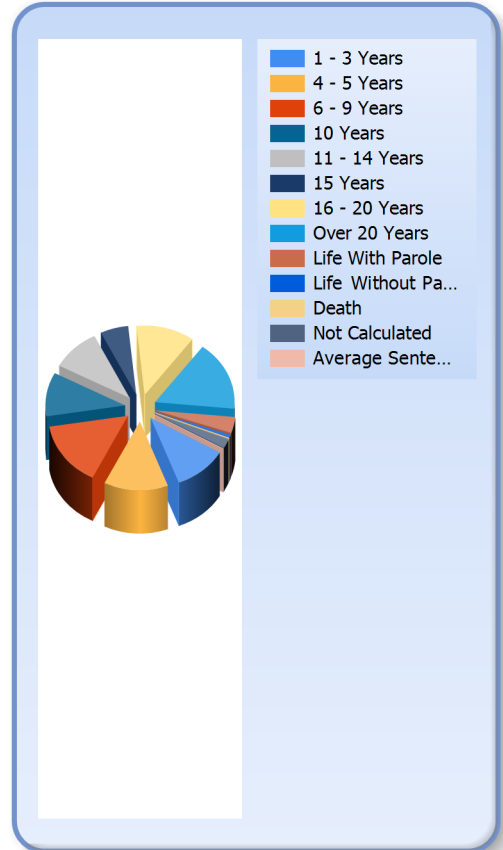
Inmate Profiles

December 15, 2024

DEPARTMENT OF
CORRECTIONS

*Information
Technology*

Sentence Length		
1 - 3 Years	2091	11 %
4 - 5 Years	2507	13 %
6 - 9 Years	2903	15 %
10 Years	1974	10 %
11 - 14 Years	1907	10 %
15 Years	1085	6 %
16 - 20 Years	2259	12 %
Over 20 Years	3130	16 %
Life With Parole	721	4 %
Life No Parole	130	1 %
Death	25	0 %
Not Calculated	420	2 %
Average Sentence	14	





Inmate Profiles

December 15, 2024

DEPARTMENT OF
CORRECTIONS

*Information
Technology*

Top 10 Counties of Conviction		
Jefferson	2168	11 %
Kenton	896	5 %
Fayette	866	5 %
Warren	786	4 %
Hardin	645	3 %
McCracken	528	3 %
Daviess	462	2 %
Madison	452	2 %
Campbell	404	2 %
Boone	388	2 %
Other	11557	60 %

