



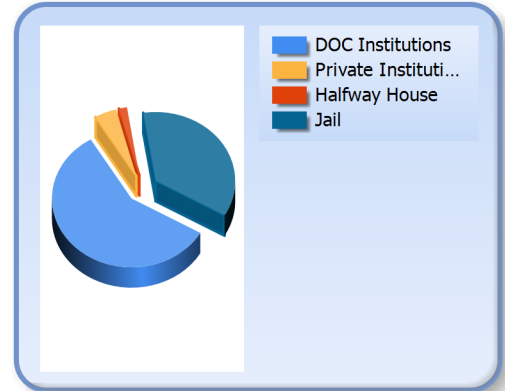
# Inmate Profiles

## November 15, 2024

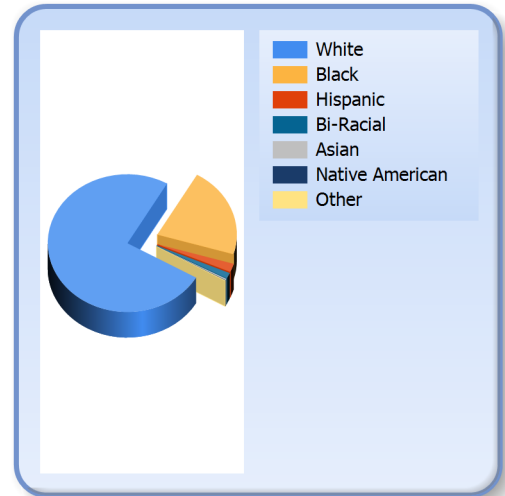
DEPARTMENT OF  
CORRECTIONS

*Information  
Technology*

| Facility             |              |      |
|----------------------|--------------|------|
| DOC Institutions     | 11134        | 58 % |
| Private Institutions | 856          | 4 %  |
| Halfway Houses       | 313          | 2 %  |
| Jails                | 6869         | 36 % |
| <b>Total</b>         | <b>19172</b> |      |



| Race            |       |      |
|-----------------|-------|------|
| White           | 14375 | 75 % |
| Black           | 4079  | 21 % |
| Hispanic        | 374   | 2 %  |
| Bi-Racial       | 257   | 1 %  |
| Asian           | 52    | 0 %  |
| Native American | 14    | 0 %  |
| Other           | 21    | 0 %  |





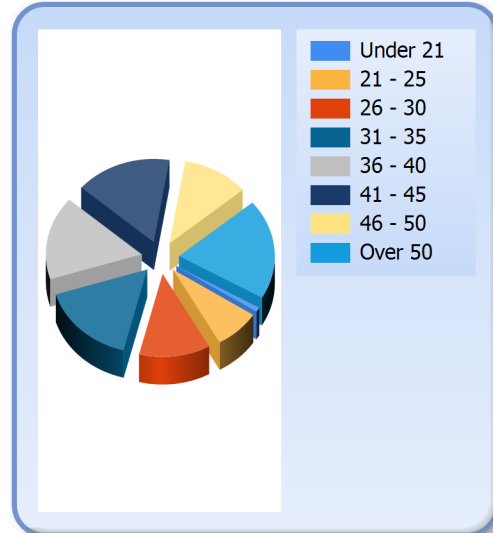
# Inmate Profiles

## November 15, 2024

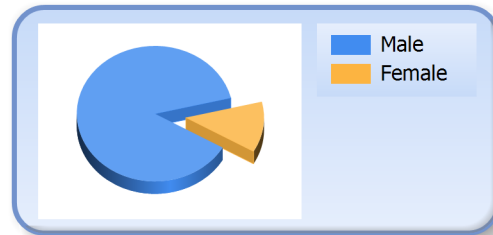
DEPARTMENT OF  
CORRECTIONS

*Information  
Technology*

| Age      |      |      |
|----------|------|------|
| Under 21 | 165  | 1 %  |
| 21 - 25  | 1479 | 8 %  |
| 26 - 30  | 2313 | 12 % |
| 31 - 35  | 3103 | 16 % |
| 36 - 40  | 3111 | 16 % |
| 41 - 45  | 3108 | 16 % |
| 46 - 50  | 2158 | 11 % |
| Over 50  | 3735 | 19 % |
| Average  | 40   |      |



| Gender |       |      |
|--------|-------|------|
| Male   | 16852 | 88 % |
| Female | 2320  | 12 % |



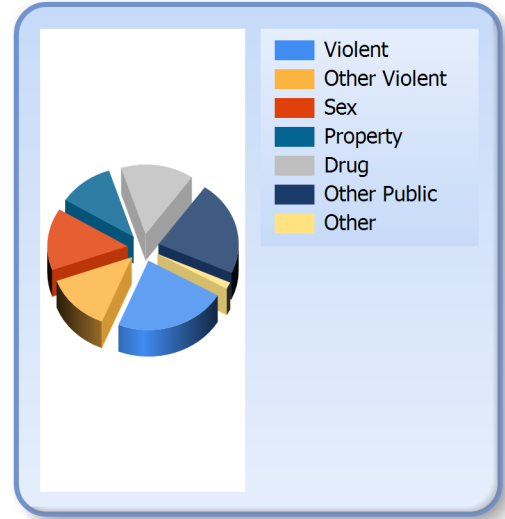


# Inmate Profiles November 15, 2024

DEPARTMENT OF  
CORRECTIONS

*Information  
Technology*

| Crime                |             |             |
|----------------------|-------------|-------------|
| <b>Violent</b>       | <b>4368</b> | <b>23 %</b> |
| <b>Other Violent</b> | <b>2552</b> | <b>13 %</b> |
| <b>Sex</b>           | <b>2766</b> | <b>14 %</b> |
| <b>Property</b>      | <b>2150</b> | <b>11 %</b> |
| <b>Drug</b>          | <b>2819</b> | <b>15 %</b> |
| <b>Other Public</b>  | <b>4223</b> | <b>22 %</b> |
| <b>Other</b>         | <b>293</b>  | <b>2 %</b>  |





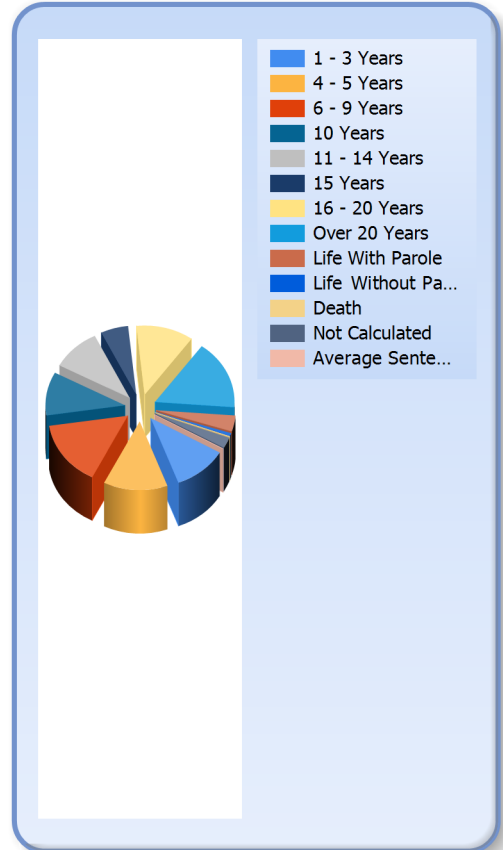
# Inmate Profiles

## November 15, 2024

DEPARTMENT OF  
CORRECTIONS

*Information  
Technology*

| Sentence Length  |      |      |
|------------------|------|------|
| 1 - 3 Years      | 2111 | 11 % |
| 4 - 5 Years      | 2507 | 13 % |
| 6 - 9 Years      | 2925 | 15 % |
| 10 Years         | 1955 | 10 % |
| 11 - 14 Years    | 1908 | 10 % |
| 15 Years         | 1070 | 6 %  |
| 16 - 20 Years    | 2232 | 12 % |
| Over 20 Years    | 3112 | 16 % |
| Life With Parole | 717  | 4 %  |
| Life No Parole   | 130  | 1 %  |
| Death            | 25   | 0 %  |
| Not Calculated   | 480  | 3 %  |
| Average Sentence | 14   |      |





# Inmate Profiles November 15, 2024

DEPARTMENT OF  
CORRECTIONS

*Information  
Technology*

| Top 10 Counties of Conviction |       |      |
|-------------------------------|-------|------|
| Jefferson                     | 2140  | 11 % |
| Kenton                        | 917   | 5 %  |
| Fayette                       | 870   | 5 %  |
| Warren                        | 791   | 4 %  |
| Hardin                        | 648   | 3 %  |
| McCracken                     | 527   | 3 %  |
| Daviess                       | 459   | 2 %  |
| Madison                       | 458   | 2 %  |
| Campbell                      | 400   | 2 %  |
| Boone                         | 378   | 2 %  |
| Other                         | 11584 | 60 % |

