

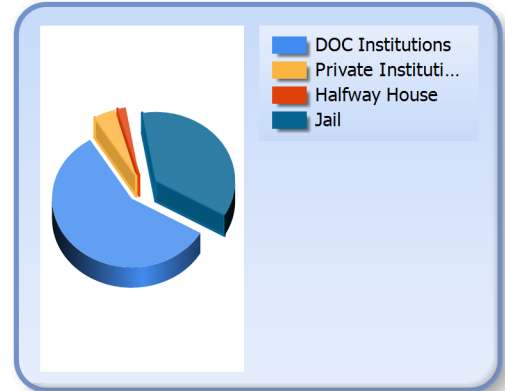


Inmate Profiles October 15, 2024

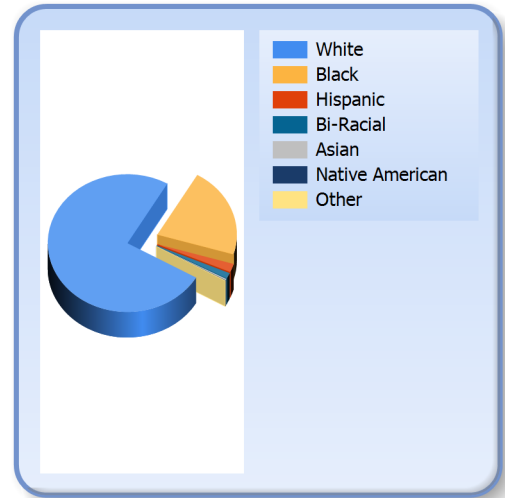
DEPARTMENT OF
CORRECTIONS

*Information
Technology*

Facility		
DOC Institutions	11104	58 %
Private Institutions	842	4 %
Halfway Houses	319	2 %
Jails	6909	36 %
Total	19174	



Race		
White	14388	75 %
Black	4073	21 %
Hispanic	373	2 %
Bi-Racial	256	1 %
Asian	53	0 %
Native American	13	0 %
Other	18	0 %





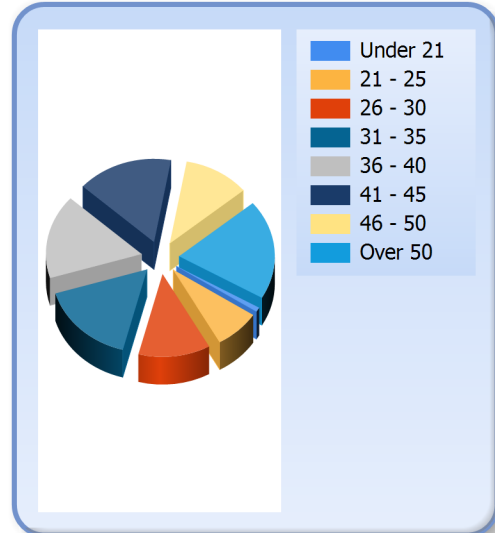
Inmate Profiles

October 15, 2024


DEPARTMENT OF
CORRECTIONS

*Information
Technology*

Age		
Under 21	166	1 %
21 - 25	1477	8 %
26 - 30	2333	12 %
31 - 35	3119	16 %
36 - 40	3131	16 %
41 - 45	3099	16 %
46 - 50	2136	11 %
Over 50	3712	19 %
Average	40	



Gender		
Male	16893	88 %
Female	2281	12 %



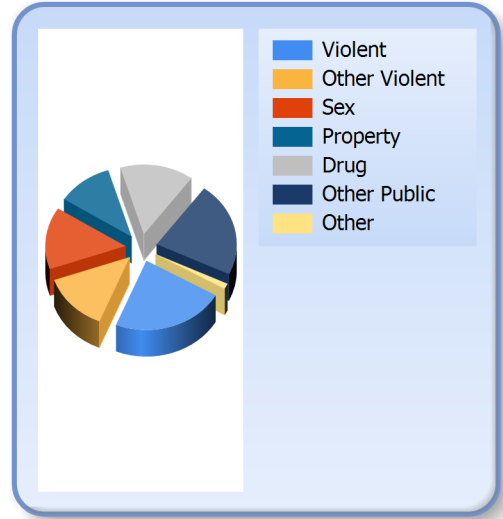


Inmate Profiles October 15, 2024

DEPARTMENT OF
CORRECTIONS

*Information
Technology*

Crime		
Violent	4384	23 %
Other Violent	2575	13 %
Sex	2770	14 %
Property	2149	11 %
Drug	2839	15 %
Other Public	4214	22 %
Other	242	1 %





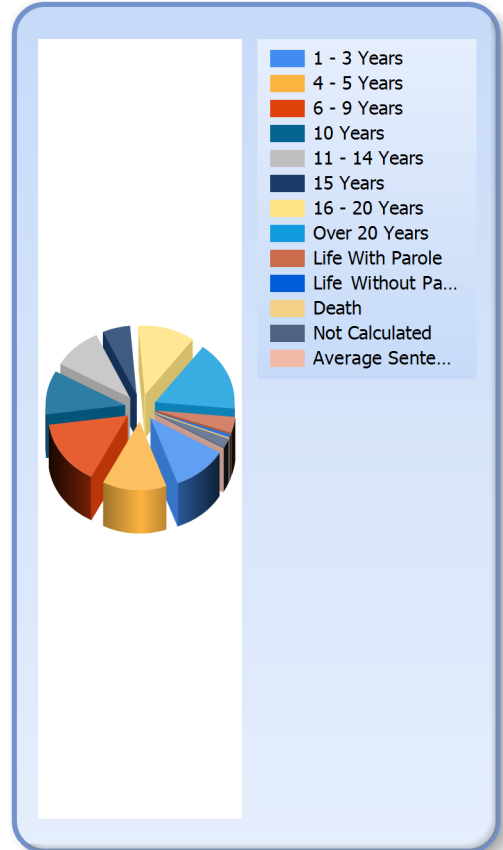
Inmate Profiles

October 15, 2024

DEPARTMENT OF
CORRECTIONS

*Information
Technology*

Sentence Length		
1 - 3 Years	2145	11 %
4 - 5 Years	2507	13 %
6 - 9 Years	2931	15 %
10 Years	1975	10 %
11 - 14 Years	1911	10 %
15 Years	1073	6 %
16 - 20 Years	2215	12 %
Over 20 Years	3118	16 %
Life With Parole	718	4 %
Life No Parole	129	1 %
Death	25	0 %
Not Calculated	427	2 %
Average Sentence	14	





Inmate Profiles October 15, 2024

DEPARTMENT OF
CORRECTIONS

*Information
Technology*

Top 10 Counties of Conviction		
Jefferson	2166	11 %
Kenton	912	5 %
Fayette	873	5 %
Warren	790	4 %
Hardin	650	3 %
McCracken	551	3 %
Madison	467	2 %
Daviess	451	2 %
Campbell	412	2 %
Boone	371	2 %
Other	11531	60 %

