



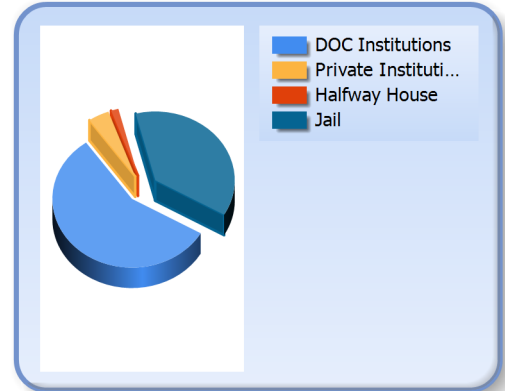
Inmate Profiles

August 15, 2024

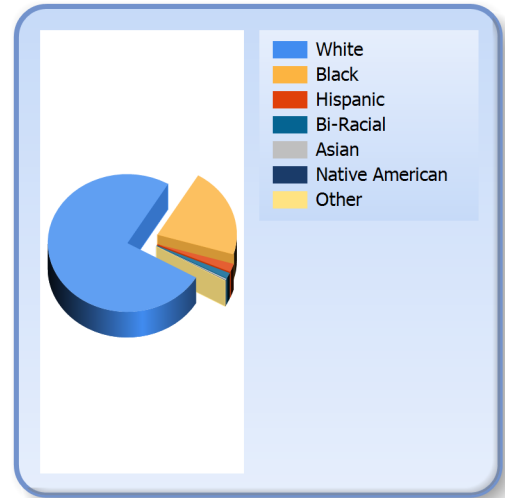
DEPARTMENT OF
CORRECTIONS

*Information
Technology*

Facility		
DOC Institutions	11029	57 %
Private Institutions	832	4 %
Halfway Houses	294	2 %
Jails	7233	37 %
Total	19388	



Race		
White	14585	75 %
Black	4080	21 %
Hispanic	375	2 %
Bi-Racial	258	1 %
Asian	57	0 %
Native American	14	0 %
Other	19	0 %





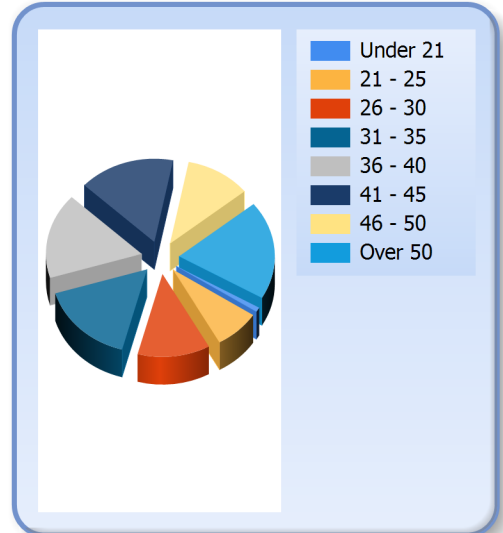
Inmate Profiles

August 15, 2024


DEPARTMENT OF
CORRECTIONS

*Information
Technology*

Age		
Under 21	171	1 %
21 - 25	1496	8 %
26 - 30	2378	12 %
31 - 35	3130	16 %
36 - 40	3221	17 %
41 - 45	3135	16 %
46 - 50	2143	11 %
Over 50	3714	19 %
Average	40	



Gender		
Male	17097	88 %
Female	2291	12 %



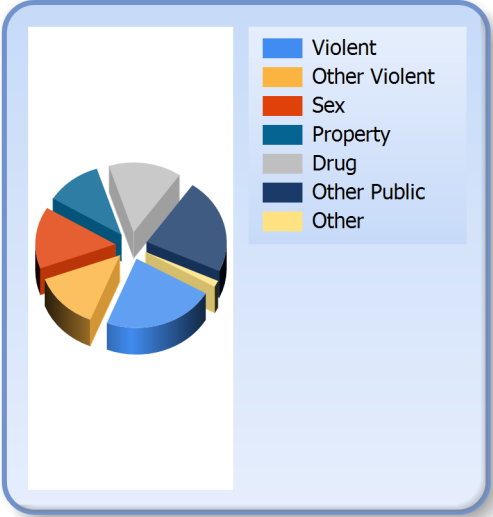


Inmate Profiles August 15, 2024

**DEPARTMENT OF
CORRECTIONS**

*Information
Technology*

Crime		
Violent	4402	23 %
Other Violent	2584	13 %
Sex	2785	14 %
Property	2190	11 %
Drug	2844	15 %
Other Public	4299	22 %
Other	282	1 %



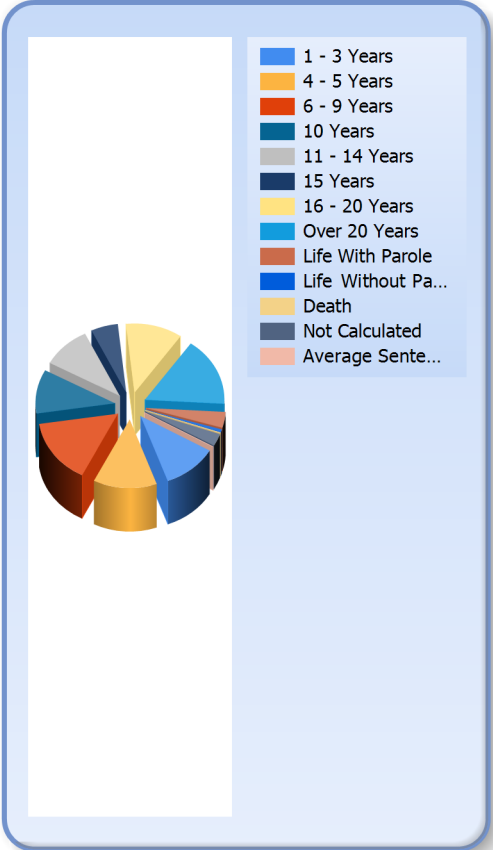


Inmate Profiles August 15, 2024

**DEPARTMENT OF
CORRECTIONS**

*Information
Technology*

Sentence Length		
1 - 3 Years	2159	11 %
4 - 5 Years	2516	13 %
6 - 9 Years	2947	15 %
10 Years	2005	10 %
11 - 14 Years	1918	10 %
15 Years	1060	5 %
16 - 20 Years	2228	11 %
Over 20 Years	3130	16 %
Life With Parole	716	4 %
Life No Parole	128	1 %
Death	25	0 %
Not Calculated	556	3 %
Average Sentence	14	





Inmate Profiles August 15, 2024

**DEPARTMENT OF
CORRECTIONS**

*Information
Technology*

Top 10 Counties of Conviction		
Jefferson	2183	11 %
Kenton	920	5 %
Fayette	894	5 %
Warren	800	4 %
Hardin	675	3 %
McCracken	536	3 %
Madison	462	2 %
Daviess	437	2 %
Campbell	428	2 %
Boone	386	2 %
Other	11667	60 %

