

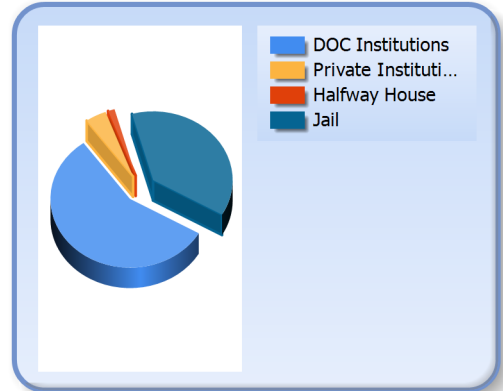


# Inmate Profiles July 15, 2024

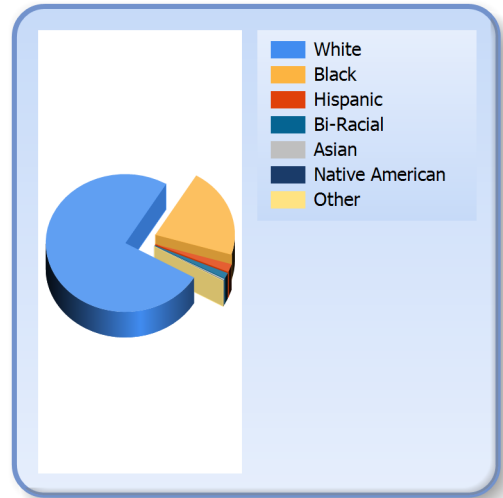
DEPARTMENT OF  
CORRECTIONS

*Information  
Technology*

Facility		
DOC Institutions	11003	57 %
Private Institutions	832	4 %
Halfway Houses	262	1 %
Jails	7298	38 %
<b>Total</b>	<b>19395</b>	



Race		
White	14594	75 %
Black	4089	21 %
Hispanic	365	2 %
Bi-Racial	261	1 %
Asian	54	0 %
Native American	15	0 %
Other	17	0 %



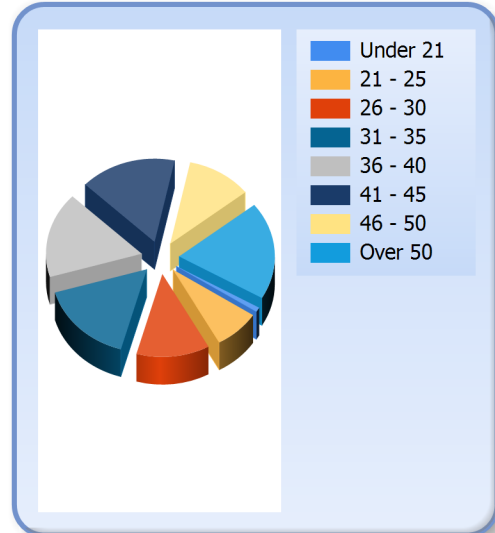


# Inmate Profiles July 15, 2024


DEPARTMENT OF  
CORRECTIONS

*Information  
Technology*

Age		
Under 21	174	1 %
21 - 25	1504	8 %
26 - 30	2403	12 %
31 - 35	3125	16 %
36 - 40	3226	17 %
41 - 45	3148	16 %
46 - 50	2135	11 %
Over 50	3680	19 %
Average	40	



Gender		
Male	17142	88 %
Female	2253	12 %



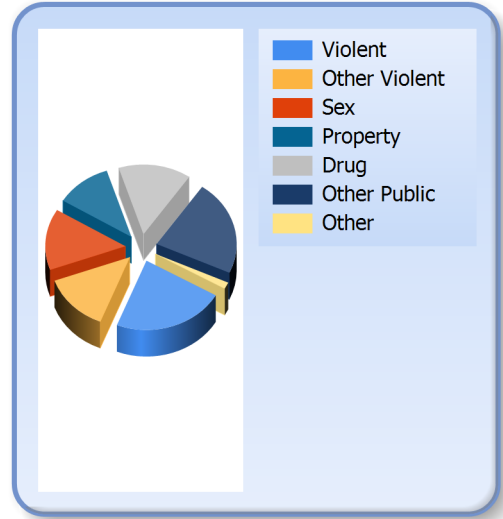


# Inmate Profiles July 15, 2024

DEPARTMENT OF  
CORRECTIONS

*Information  
Technology*

Crime		
<b>Violent</b>	<b>4400</b>	<b>23 %</b>
<b>Other Violent</b>	<b>2611</b>	<b>13 %</b>
<b>Sex</b>	<b>2763</b>	<b>14 %</b>
<b>Property</b>	<b>2189</b>	<b>11 %</b>
<b>Drug</b>	<b>2833</b>	<b>15 %</b>
<b>Other Public</b>	<b>4303</b>	<b>22 %</b>
<b>Other</b>	<b>295</b>	<b>2 %</b>





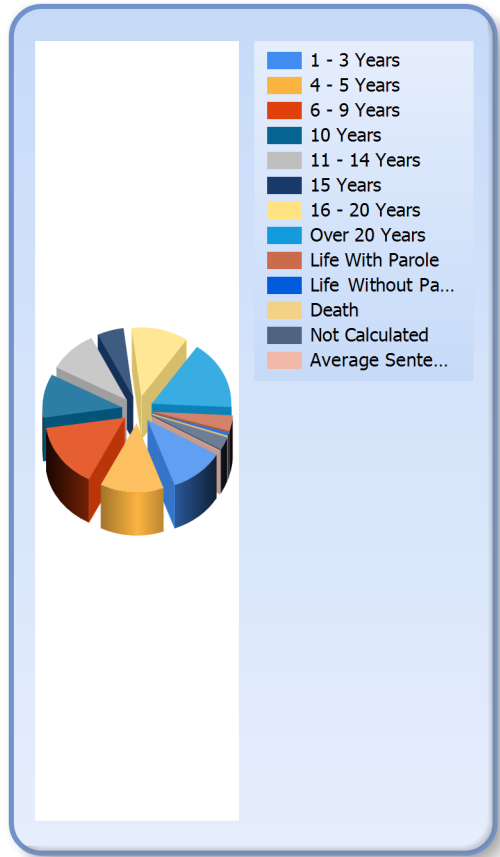
# Inmate Profiles

## July 15, 2024

DEPARTMENT OF  
CORRECTIONS

*Information  
Technology*

Sentence Length		
1 - 3 Years	2166	11 %
4 - 5 Years	2515	13 %
6 - 9 Years	2940	15 %
10 Years	1988	10 %
11 - 14 Years	1919	10 %
15 Years	1040	5 %
16 - 20 Years	2234	12 %
Over 20 Years	3143	16 %
Life With Parole	713	4 %
Life No Parole	128	1 %
Death	25	0 %
Not Calculated	584	3 %
Average Sentence	14	





# Inmate Profiles July 15, 2024

DEPARTMENT OF  
CORRECTIONS

*Information  
Technology*

Top 10 Counties of Conviction		
Jefferson	2203	11 %
Kenton	917	5 %
Fayette	899	5 %
Warren	786	4 %
Hardin	675	3 %
McCracken	538	3 %
Madison	467	2 %
Campbell	430	2 %
Daviess	423	2 %
Boone	366	2 %
Other	11691	60 %

