



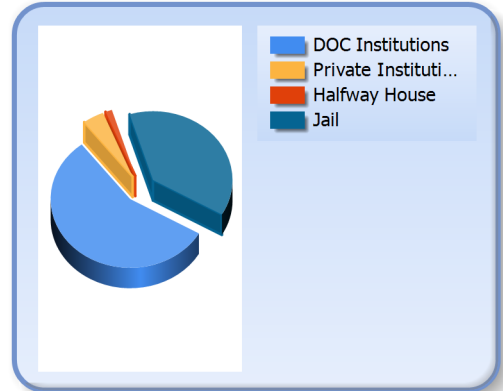
Inmate Profiles

June 15, 2024

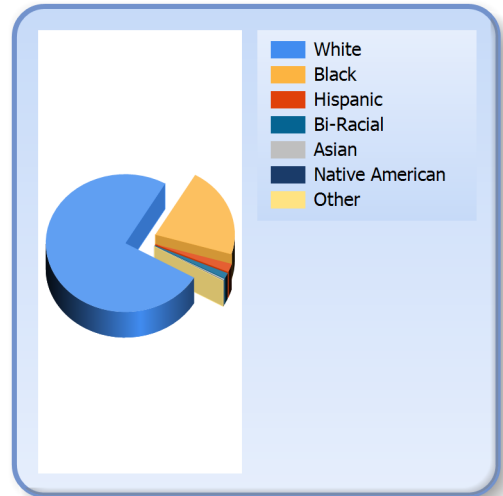
DEPARTMENT OF
CORRECTIONS

*Information
Technology*

Facility		
DOC Institutions	10815	56 %
Private Institutions	836	4 %
Halfway Houses	256	1 %
Jails	7328	38 %
Total	19235	



Race		
White	14430	75 %
Black	4085	21 %
Hispanic	379	2 %
Bi-Racial	255	1 %
Asian	53	0 %
Native American	17	0 %
Other	16	0 %





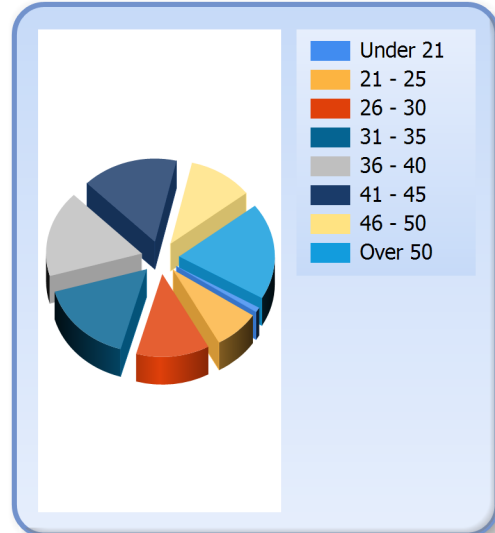
Inmate Profiles

June 15, 2024


DEPARTMENT OF
CORRECTIONS

*Information
Technology*

Age		
Under 21	184	1 %
21 - 25	1483	8 %
26 - 30	2388	12 %
31 - 35	3119	16 %
36 - 40	3234	17 %
41 - 45	3111	16 %
46 - 50	2101	11 %
Over 50	3615	19 %
Average	40	



Gender		
Male	17033	89 %
Female	2202	11 %





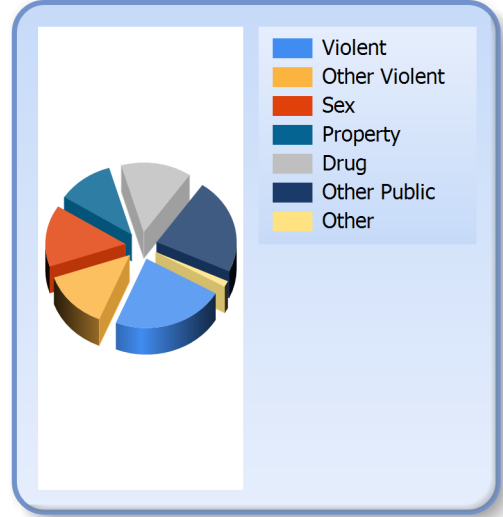
Inmate Profiles

June 15, 2024

DEPARTMENT OF
CORRECTIONS

*Information
Technology*

Crime		
Violent	4403	23 %
Other Violent	2597	14 %
Sex	2763	14 %
Property	2189	11 %
Drug	2731	14 %
Other Public	4284	22 %
Other	267	1 %





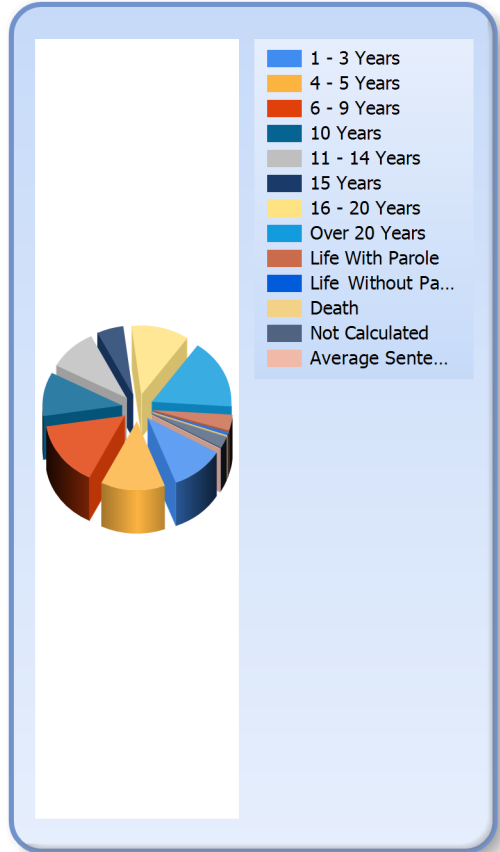
Inmate Profiles

June 15, 2024

DEPARTMENT OF
CORRECTIONS

*Information
Technology*

Sentence Length		
1 - 3 Years	2102	11 %
4 - 5 Years	2522	13 %
6 - 9 Years	2918	15 %
10 Years	1982	10 %
11 - 14 Years	1896	10 %
15 Years	1037	5 %
16 - 20 Years	2251	12 %
Over 20 Years	3141	16 %
Life With Parole	715	4 %
Life No Parole	128	1 %
Death	25	0 %
Not Calculated	518	3 %
Average Sentence	14	





Inmate Profiles

June 15, 2024

DEPARTMENT OF
CORRECTIONS

*Information
Technology*

Top 10 Counties of Conviction		
Jefferson	2201	11 %
Kenton	919	5 %
Fayette	903	5 %
Warren	766	4 %
Hardin	679	4 %
McCracken	539	3 %
Madison	461	2 %
Campbell	431	2 %
Daviess	428	2 %
Boone	342	2 %
Other	11566	60 %

