



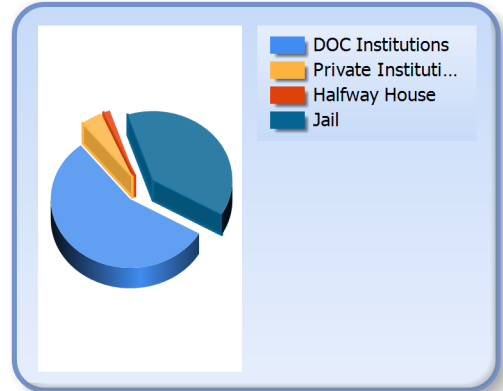
# Inmate Profiles

## May 15, 2024

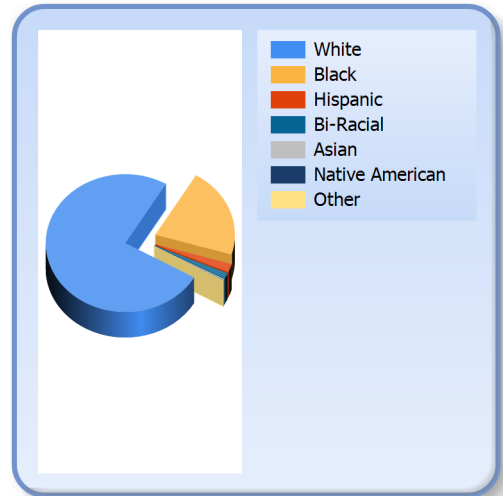
DEPARTMENT OF  
CORRECTIONS

*Information  
Technology*

Facility		
DOC Institutions	10832	56 %
Private Institutions	828	4 %
Halfway Houses	254	1 %
Jails	7447	38 %
<b>Total</b>	<b>19361</b>	



Race		
White	14557	75 %
Black	4087	21 %
Hispanic	379	2 %
Bi-Racial	256	1 %
Asian	52	0 %
Native American	16	0 %
Other	14	0 %





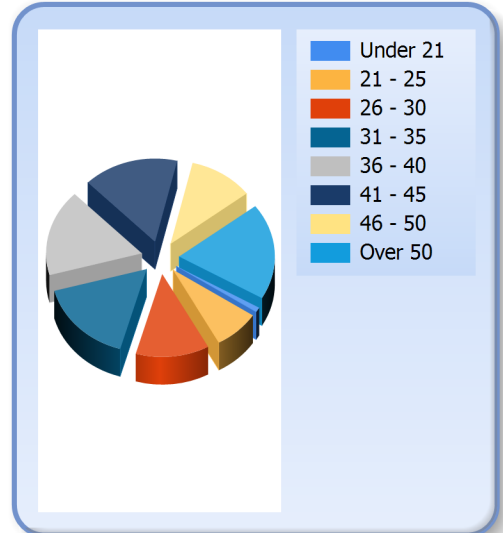
# Inmate Profiles

## May 15, 2024

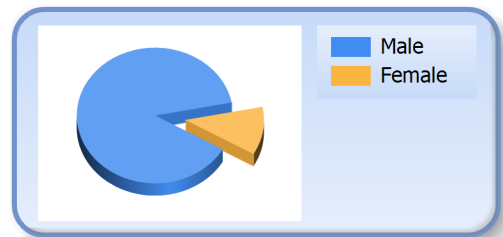
DEPARTMENT OF  
CORRECTIONS

*Information  
Technology*

Age		
Under 21	183	1 %
21 - 25	1502	8 %
26 - 30	2408	12 %
31 - 35	3158	16 %
36 - 40	3260	17 %
41 - 45	3114	16 %
46 - 50	2114	11 %
Over 50	3622	19 %
Average	40	



Gender		
Male	17148	89 %
Female	2213	11 %





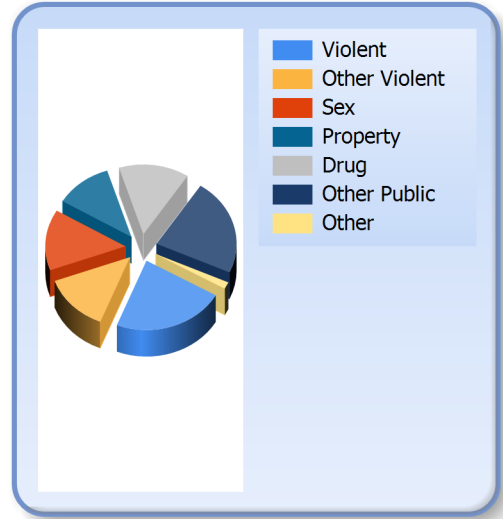
# Inmate Profiles

## May 15, 2024

DEPARTMENT OF  
CORRECTIONS

*Information  
Technology*

Crime		
<b>Violent</b>	<b>4395</b>	<b>23 %</b>
<b>Other Violent</b>	<b>2592</b>	<b>13 %</b>
<b>Sex</b>	<b>2742</b>	<b>14 %</b>
<b>Property</b>	<b>2232</b>	<b>12 %</b>
<b>Drug</b>	<b>2736</b>	<b>14 %</b>
<b>Other Public</b>	<b>4358</b>	<b>23 %</b>
<b>Other</b>	<b>305</b>	<b>2 %</b>





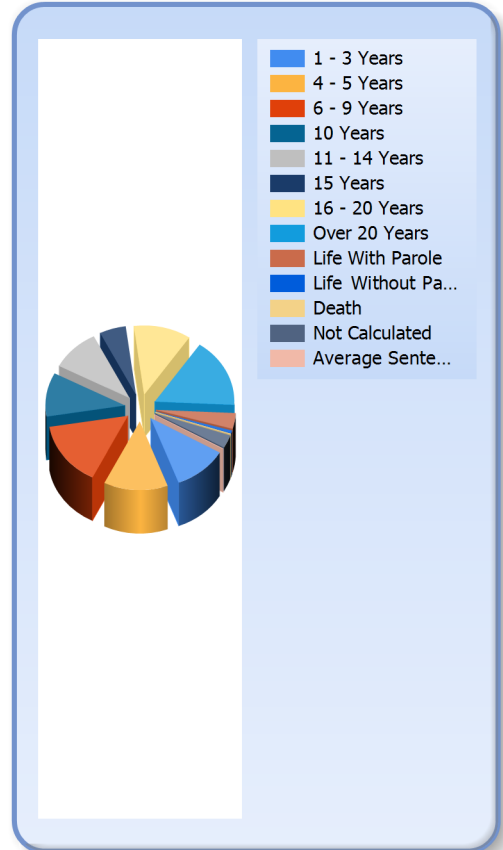
# Inmate Profiles

## May 15, 2024

DEPARTMENT OF  
CORRECTIONS

*Information  
Technology*

Sentence Length		
1 - 3 Years	2124	11 %
4 - 5 Years	2530	13 %
6 - 9 Years	2920	15 %
10 Years	1993	10 %
11 - 14 Years	1916	10 %
15 Years	1035	5 %
16 - 20 Years	2246	12 %
Over 20 Years	3141	16 %
Life With Parole	713	4 %
Life No Parole	129	1 %
Death	25	0 %
Not Calculated	589	3 %
Average Sentence	14	





# Inmate Profiles

## May 15, 2024

DEPARTMENT OF  
CORRECTIONS

*Information  
Technology*

Top 10 Counties of Conviction		
Jefferson	2205	11 %
Kenton	936	5 %
Fayette	911	5 %
Warren	758	4 %
Hardin	688	4 %
McCracken	538	3 %
Madison	467	2 %
Campbell	431	2 %
Daviess	431	2 %
Boone	349	2 %
Other	11647	60 %

