



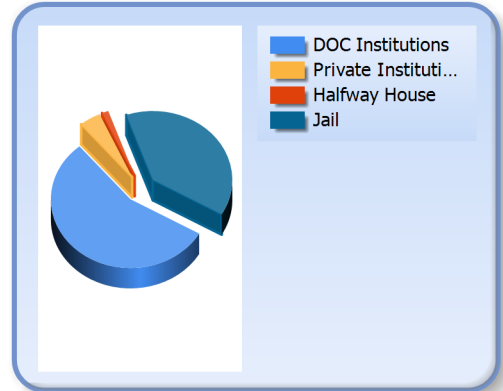
Inmate Profiles

April 15, 2024

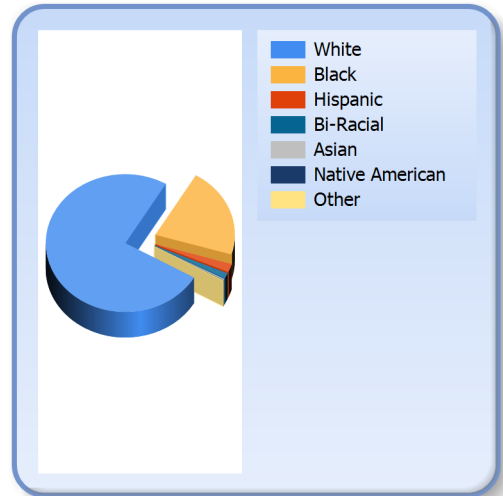
DEPARTMENT OF
CORRECTIONS

*Information
Technology*

Facility		
DOC Institutions	10699	56 %
Private Institutions	836	4 %
Halfway Houses	254	1 %
Jails	7455	39 %
Total	19244	



Race		
White	14465	75 %
Black	4065	21 %
Hispanic	375	2 %
Bi-Racial	256	1 %
Asian	50	0 %
Native American	16	0 %
Other	17	0 %





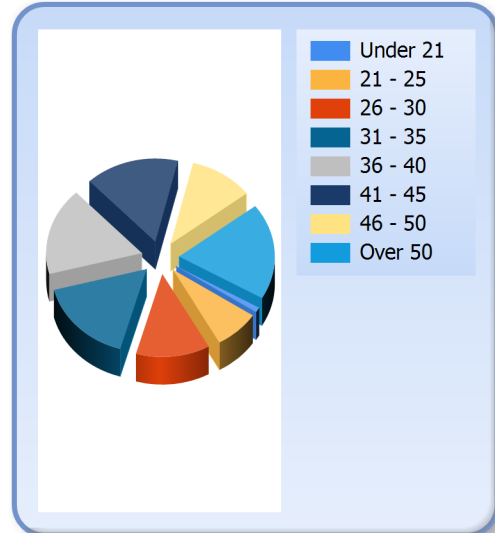
Inmate Profiles

April 15, 2024


DEPARTMENT OF
CORRECTIONS

*Information
Technology*

Age		
Under 21	186	1 %
21 - 25	1471	8 %
26 - 30	2406	13 %
31 - 35	3178	17 %
36 - 40	3272	17 %
41 - 45	3045	16 %
46 - 50	2084	11 %
Over 50	3602	19 %
Average	40	



Gender		
Male	17061	89 %
Female	2183	11 %





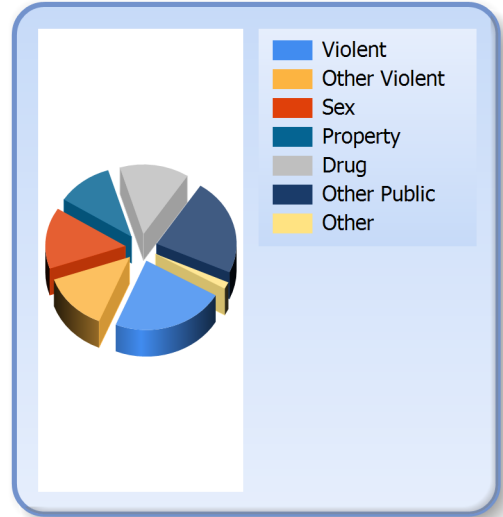
Inmate Profiles

April 15, 2024

DEPARTMENT OF
CORRECTIONS

*Information
Technology*

Crime		
Violent	4411	23 %
Other Violent	2593	13 %
Sex	2746	14 %
Property	2170	11 %
Drug	2685	14 %
Other Public	4335	23 %
Other	304	2 %





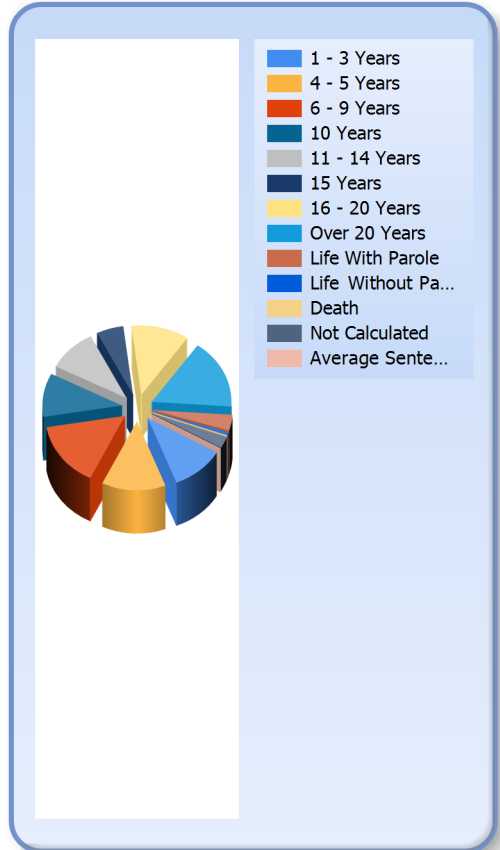
Inmate Profiles

April 15, 2024

DEPARTMENT OF
CORRECTIONS

Information
Technology

Sentence Length		
1 - 3 Years	2083	11 %
4 - 5 Years	2509	13 %
6 - 9 Years	2924	15 %
10 Years	1974	10 %
11 - 14 Years	1923	10 %
15 Years	1050	5 %
16 - 20 Years	2249	12 %
Over 20 Years	3149	16 %
Life With Parole	711	4 %
Life No Parole	129	1 %
Death	26	0 %
Not Calculated	517	3 %
Average Sentence	14	





Inmate Profiles

April 15, 2024

DEPARTMENT OF
CORRECTIONS

*Information
Technology*

Top 10 Counties of Conviction		
Jefferson	2213	11 %
Kenton	932	5 %
Fayette	926	5 %
Warren	761	4 %
Hardin	691	4 %
McCracken	545	3 %
Madison	472	2 %
Campbell	428	2 %
Daviess	428	2 %
Boone	351	2 %
Other	11497	60 %

