



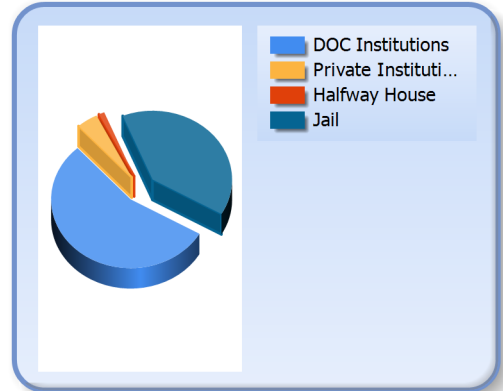
Inmate Profiles

March 15, 2024

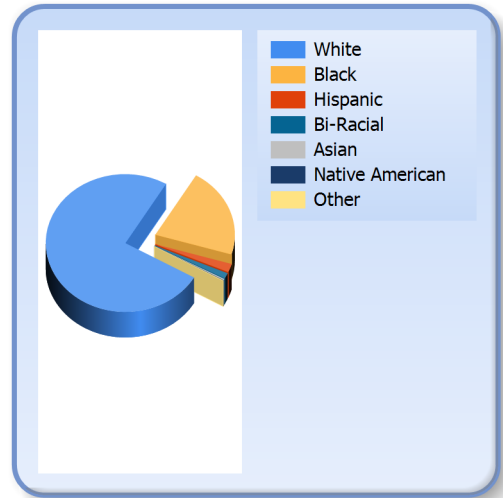
DEPARTMENT OF
CORRECTIONS

*Information
Technology*

Facility		
DOC Institutions	10644	55 %
Private Institutions	840	4 %
Halfway Houses	224	1 %
Jails	7635	39 %
Total	19343	



Race		
White	14547	75 %
Black	4078	21 %
Hispanic	379	2 %
Bi-Racial	254	1 %
Asian	52	0 %
Native American	16	0 %
Other	17	0 %





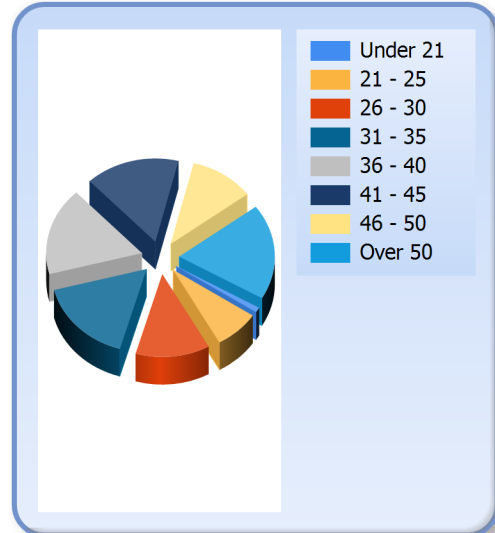
Inmate Profiles

March 15, 2024

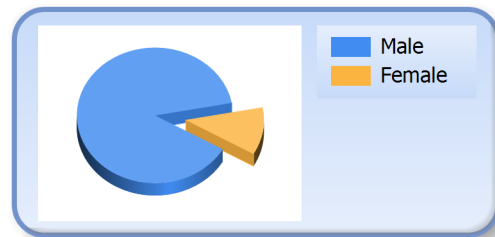
DEPARTMENT OF
CORRECTIONS

*Information
Technology*

Age		
Under 21	190	1 %
21 - 25	1474	8 %
26 - 30	2432	13 %
31 - 35	3177	16 %
36 - 40	3298	17 %
41 - 45	3071	16 %
46 - 50	2110	11 %
Over 50	3591	19 %
Average	40	



Gender		
Male	17153	89 %
Female	2190	11 %



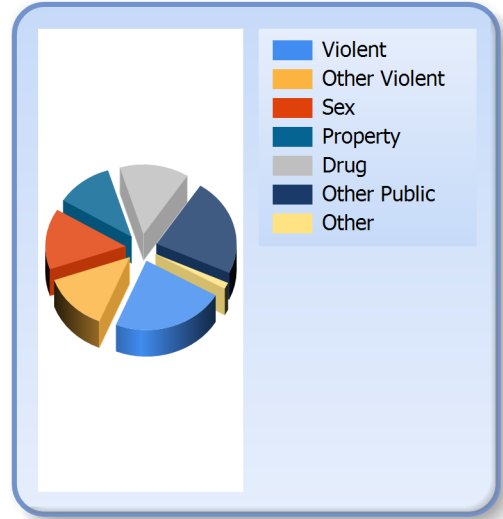


Inmate Profiles March 15, 2024

DEPARTMENT OF
CORRECTIONS

*Information
Technology*

Crime		
Violent	4425	23 %
Other Violent	2592	13 %
Sex	2739	14 %
Property	2224	11 %
Drug	2695	14 %
Other Public	4385	23 %
Other	283	1 %





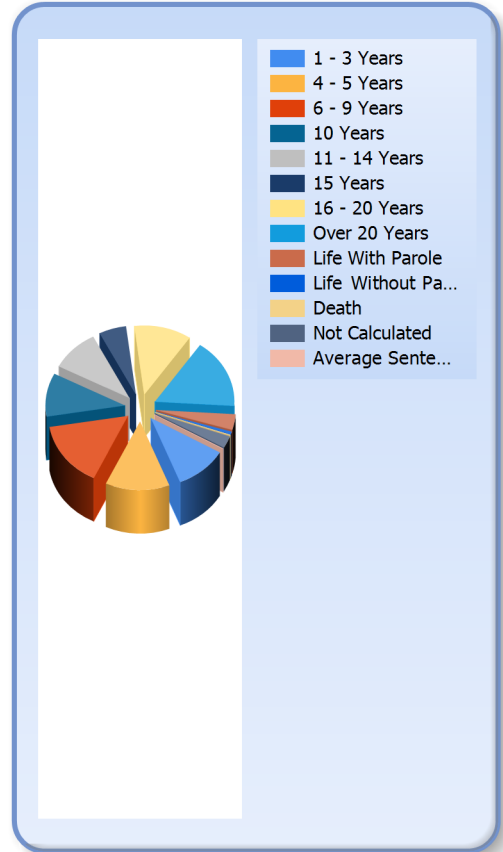
Inmate Profiles

March 15, 2024

DEPARTMENT OF
CORRECTIONS

*Information
Technology*

Sentence Length		
1 - 3 Years	2064	11 %
4 - 5 Years	2532	13 %
6 - 9 Years	2969	15 %
10 Years	1976	10 %
11 - 14 Years	1908	10 %
15 Years	1071	6 %
16 - 20 Years	2246	12 %
Over 20 Years	3165	16 %
Life With Parole	713	4 %
Life No Parole	130	1 %
Death	26	0 %
Not Calculated	543	3 %
Average Sentence	14	





Inmate Profiles

March 15, 2024

DEPARTMENT OF
CORRECTIONS

*Information
Technology*

Top 10 Counties of Conviction		
Jefferson	2242	12 %
Fayette	931	5 %
Kenton	931	5 %
Warren	774	4 %
Hardin	691	4 %
McCracken	550	3 %
Madison	467	2 %
Campbell	442	2 %
Daviess	426	2 %
Boone	348	2 %
Other	11541	60 %

