

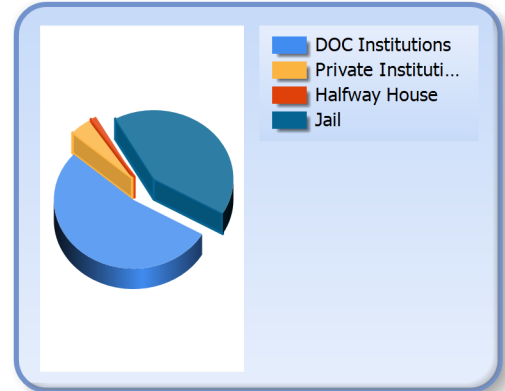


Inmate Profiles November 15, 2023

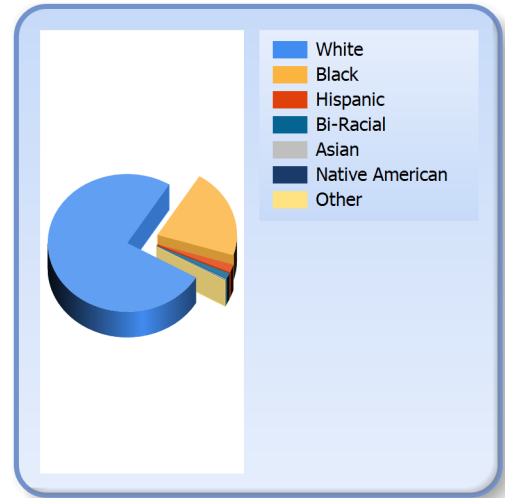
DEPARTMENT OF
CORRECTIONS

*Information
Technology*

Facility		
DOC Institutions	10435	53 %
Private Institutions	843	4 %
Halfway Houses	223	1 %
Jails	8126	41 %
Total	19627	



Race		
White	14820	76 %
Black	4106	21 %
Hispanic	365	2 %
Bi-Racial	258	1 %
Asian	40	0 %
Native American	19	0 %
Other	19	0 %





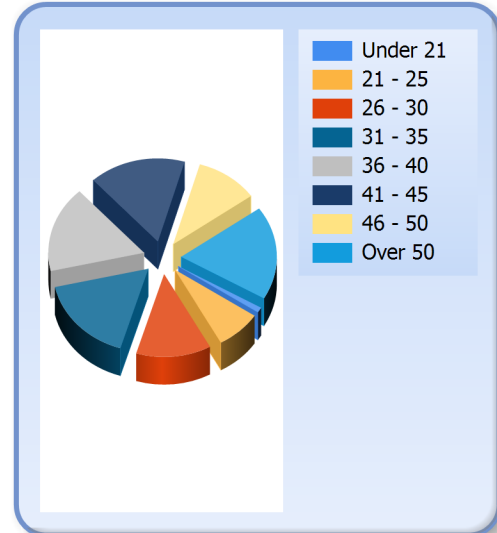
Inmate Profiles

November 15, 2023

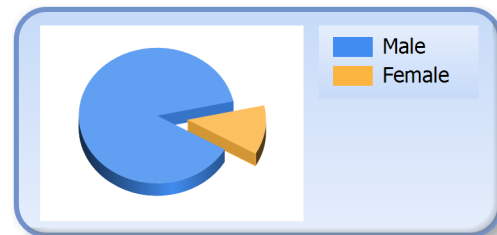
DEPARTMENT OF
CORRECTIONS

*Information
Technology*

Age		
Under 21	200	1 %
21 - 25	1506	8 %
26 - 30	2492	13 %
31 - 35	3285	17 %
36 - 40	3289	17 %
41 - 45	3196	16 %
46 - 50	2086	11 %
Over 50	3573	18 %
Average	40	



Gender		
Male	17321	88 %
Female	2306	12 %



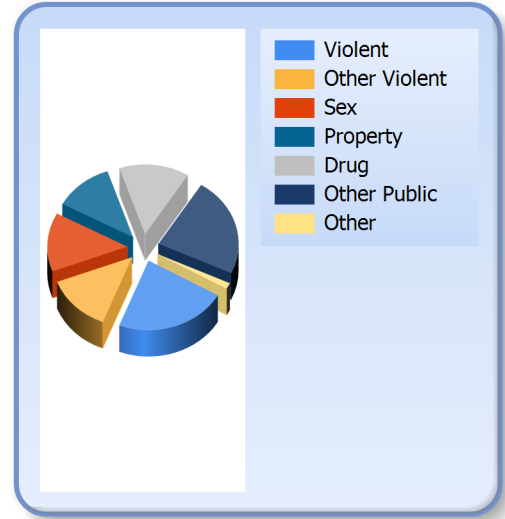


Inmate Profiles November 15, 2023

DEPARTMENT OF
CORRECTIONS

*Information
Technology*

Crime		
Violent	4439	23 %
Other Violent	2606	13 %
Sex	2686	14 %
Property	2339	12 %
Drug	2766	14 %
Other Public	4520	23 %
Other	271	1 %





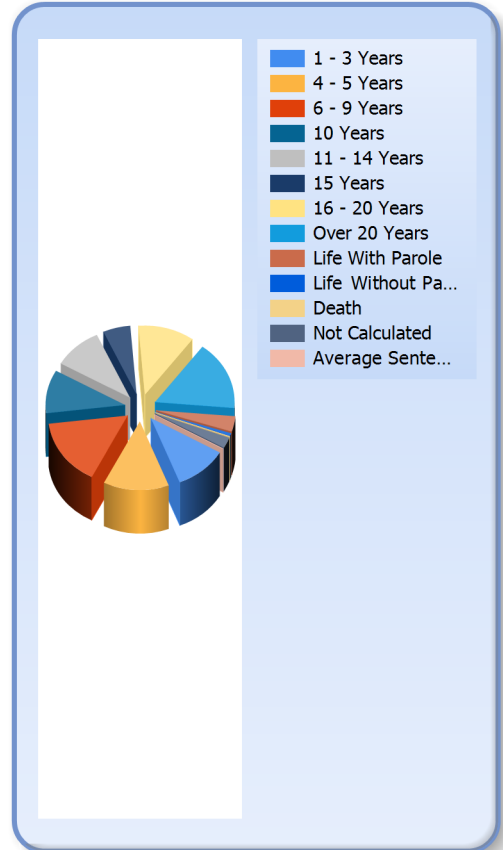
Inmate Profiles

November 15, 2023

DEPARTMENT OF
CORRECTIONS

*Information
Technology*

Sentence Length		
1 - 3 Years	2110	11 %
4 - 5 Years	2628	13 %
6 - 9 Years	3070	16 %
10 Years	1999	10 %
11 - 14 Years	1948	10 %
15 Years	1090	6 %
16 - 20 Years	2242	11 %
Over 20 Years	3185	16 %
Life With Parole	709	4 %
Life No Parole	127	1 %
Death	26	0 %
Not Calculated	493	3 %
Average Sentence	14	





Inmate Profiles November 15, 2023

DEPARTMENT OF
CORRECTIONS

*Information
Technology*

Top 10 Counties of Conviction		
Jefferson	2298	12 %
Kenton	956	5 %
Fayette	922	5 %
Warren	752	4 %
Hardin	731	4 %
McCracken	566	3 %
Campbell	457	2 %
Madison	449	2 %
Daviess	428	2 %
Pulaski	345	2 %
Other	11723	60 %

