



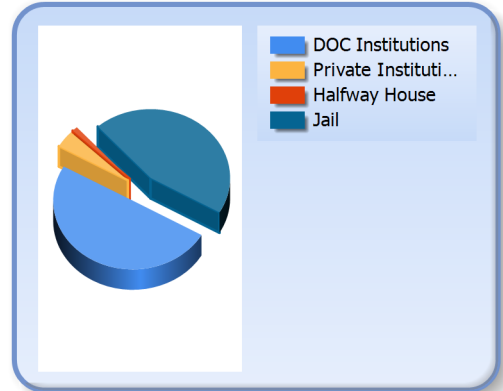
Inmate Profiles

June 15, 2023

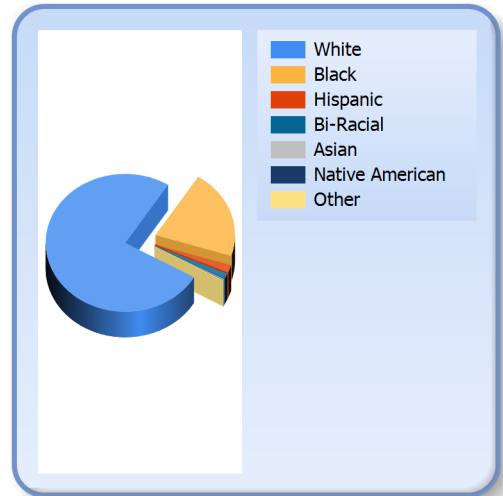
DEPARTMENT OF
CORRECTIONS

*Information
Technology*

Facility		
DOC Institutions	9863	50 %
Private Institutions	796	4 %
Halfway Houses	223	1 %
Jails	8870	45 %
Total	19752	



Race		
White	14951	76 %
Black	4124	21 %
Hispanic	346	2 %
Bi-Racial	256	1 %
Asian	35	0 %
Native American	16	0 %
Other	24	0 %





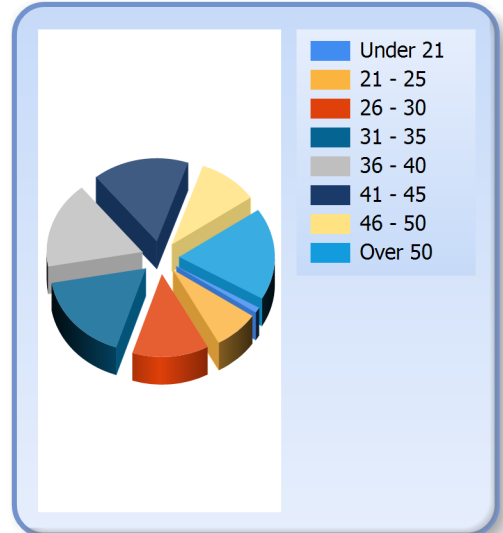
Inmate Profiles

June 15, 2023

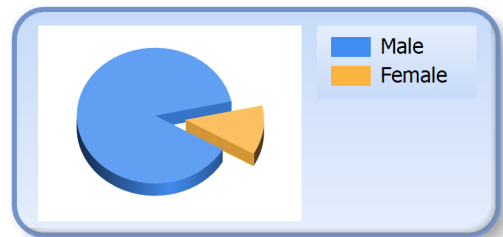
DEPARTMENT OF
CORRECTIONS

*Information
Technology*

Age		
Under 21	209	1 %
21 - 25	1514	8 %
26 - 30	2558	13 %
31 - 35	3395	17 %
36 - 40	3334	17 %
41 - 45	3201	16 %
46 - 50	2005	10 %
Over 50	3536	18 %
Average	40	



Gender		
Male	17433	88 %
Female	2319	12 %



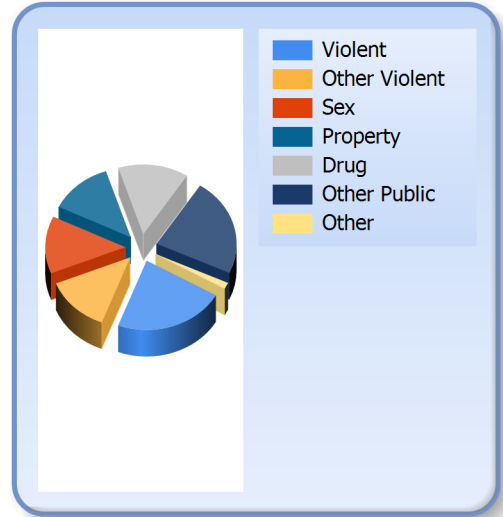


Inmate Profiles June 15, 2023

DEPARTMENT OF
CORRECTIONS

*Information
Technology*

Crime		
Violent	4435	22 %
Other Violent	2584	13 %
Sex	2637	13 %
Property	2522	13 %
Drug	2798	14 %
Other Public	4488	23 %
Other	288	1 %



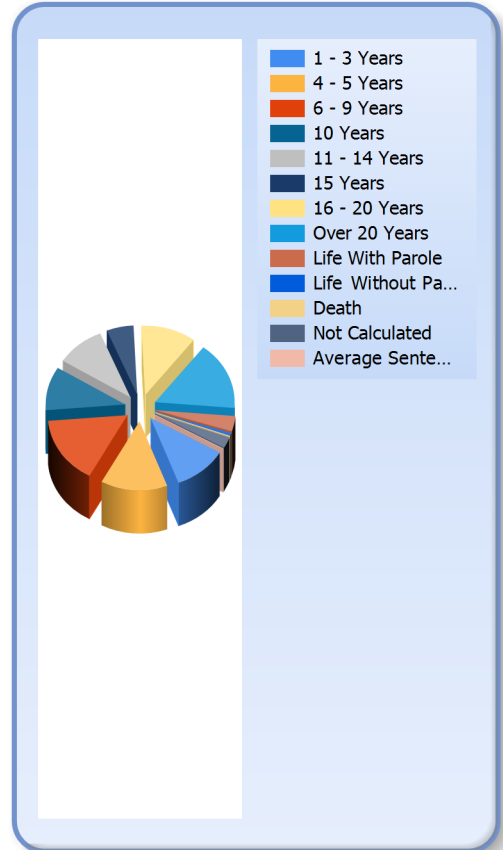


Inmate Profiles June 15, 2023

DEPARTMENT OF
CORRECTIONS

*Information
Technology*

Sentence Length		
1 - 3 Years	2172	11 %
4 - 5 Years	2687	14 %
6 - 9 Years	3114	16 %
10 Years	2022	10 %
11 - 14 Years	1960	10 %
15 Years	1077	5 %
16 - 20 Years	2194	11 %
Over 20 Years	3156	16 %
Life With Parole	708	4 %
Life No Parole	126	1 %
Death	26	0 %
Not Calculated	510	3 %
Average Sentence	14	





Inmate Profiles

June 15, 2023

DEPARTMENT OF
CORRECTIONS

*Information
Technology*

Top 10 Counties of Conviction		
Jefferson	2372	12 %
Kenton	974	5 %
Fayette	937	5 %
Hardin	786	4 %
Warren	717	4 %
McCracken	606	3 %
Campbell	437	2 %
Daviess	432	2 %
Madison	404	2 %
Christian	383	2 %
Other	11704	59 %

