

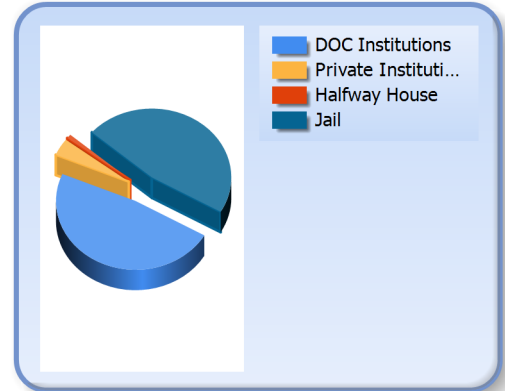


# Inmate Profiles December 15, 2022

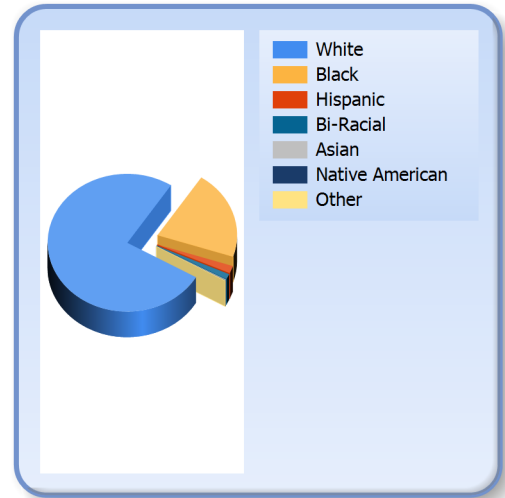
DEPARTMENT OF  
CORRECTIONS

*Information  
Technology*

Facility		
DOC Institutions	9557	48 %
Private Institutions	799	4 %
Halfway Houses	191	1 %
Jails	9332	47 %
<b>Total</b>	<b>19879</b>	



Race		
White	15093	76 %
Black	4135	21 %
Hispanic	342	2 %
Bi-Racial	250	1 %
Asian	32	0 %
Native American	10	0 %
Other	17	0 %



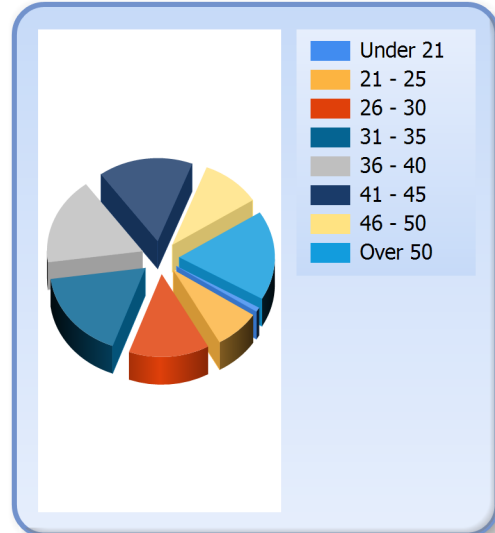


# Inmate Profiles December 15, 2022


DEPARTMENT OF  
CORRECTIONS

*Information  
Technology*

Age		
Under 21	173	1 %
21 - 25	1533	8 %
26 - 30	2713	14 %
31 - 35	3440	17 %
36 - 40	3388	17 %
41 - 45	3172	16 %
46 - 50	2002	10 %
Over 50	3458	17 %
Average	39	



Gender		
Male	17570	88 %
Female	2309	12 %



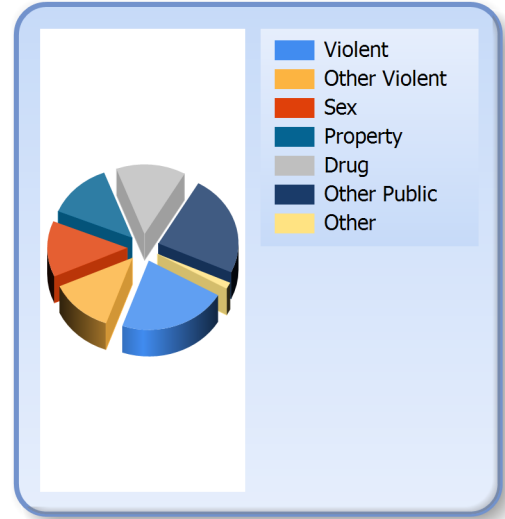


# Inmate Profiles December 15, 2022

DEPARTMENT OF  
CORRECTIONS

*Information  
Technology*

Crime		
<b>Violent</b>	<b>4382</b>	<b>22 %</b>
<b>Other Violent</b>	<b>2559</b>	<b>13 %</b>
<b>Sex</b>	<b>2582</b>	<b>13 %</b>
<b>Property</b>	<b>2598</b>	<b>13 %</b>
<b>Drug</b>	<b>2781</b>	<b>14 %</b>
<b>Other Public</b>	<b>4676</b>	<b>24 %</b>
<b>Other</b>	<b>299</b>	<b>2 %</b>





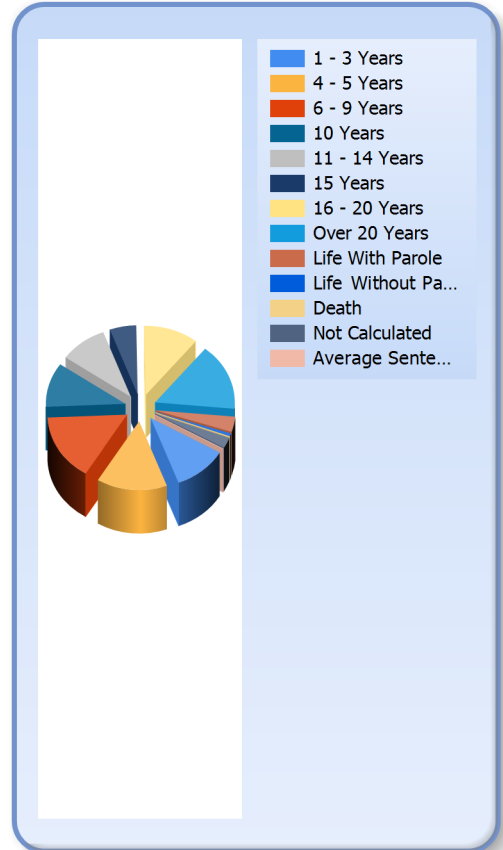
# Inmate Profiles

## December 15, 2022

DEPARTMENT OF  
CORRECTIONS

*Information  
Technology*

Sentence Length		
1 - 3 Years	2184	11 %
4 - 5 Years	2861	14 %
6 - 9 Years	3109	16 %
10 Years	2066	10 %
11 - 14 Years	1919	10 %
15 Years	1068	5 %
16 - 20 Years	2205	11 %
Over 20 Years	3114	16 %
Life With Parole	708	4 %
Life No Parole	124	1 %
Death	26	0 %
Not Calculated	495	2 %
Average Sentence	14	





# Inmate Profiles December 15, 2022

DEPARTMENT OF  
CORRECTIONS

*Information  
Technology*

Top 10 Counties of Conviction		
Jefferson	2424	12 %
Kenton	987	5 %
Fayette	926	5 %
Hardin	804	4 %
McCracken	696	4 %
Warren	668	3 %
Campbell	435	2 %
Daviess	428	2 %
Madison	405	2 %
Christian	377	2 %
Other	11729	59 %

