

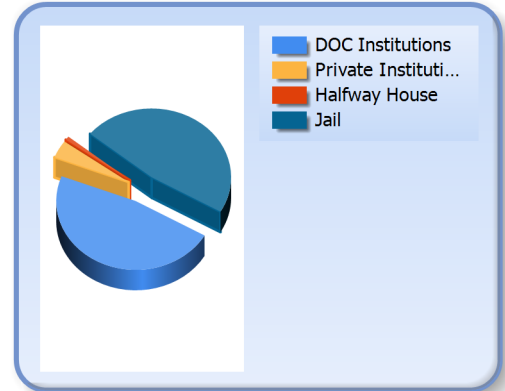


Inmate Profiles November 15, 2022

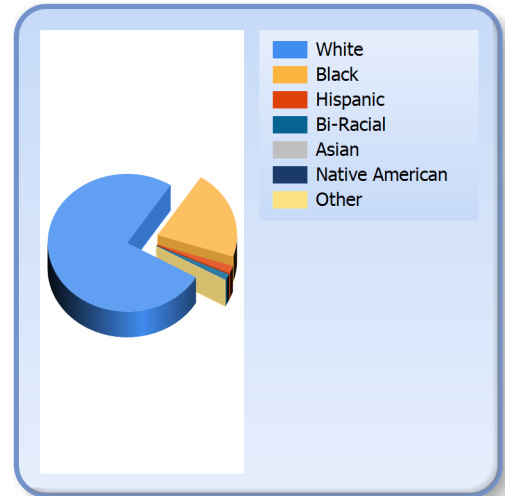
DEPARTMENT OF
CORRECTIONS

*Information
Technology*

Facility		
DOC Institutions	9409	48 %
Private Institutions	819	4 %
Halfway Houses	173	1 %
Jails	9386	47 %
Total	19787	



Race		
White	15005	76 %
Black	4134	21 %
Hispanic	345	2 %
Bi-Racial	244	1 %
Asian	28	0 %
Native American	12	0 %
Other	19	0 %



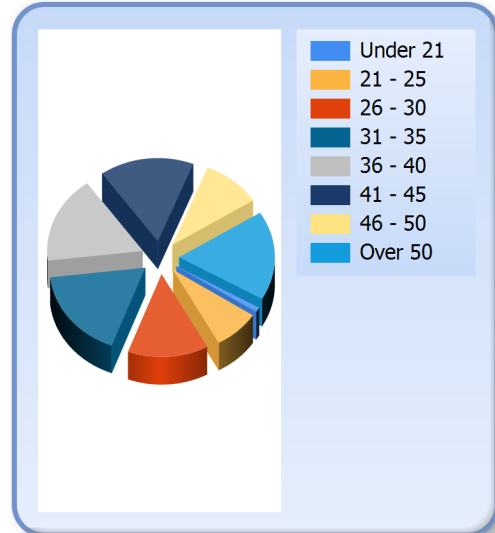


Inmate Profiles November 15, 2022


DEPARTMENT OF
CORRECTIONS

*Information
Technology*

Age		
Under 21	185	1 %
21 - 25	1544	8 %
26 - 30	2697	14 %
31 - 35	3453	17 %
36 - 40	3359	17 %
41 - 45	3142	16 %
46 - 50	1977	10 %
Over 50	3430	17 %
Average	39	



Gender		
Male	17497	88 %
Female	2290	12 %



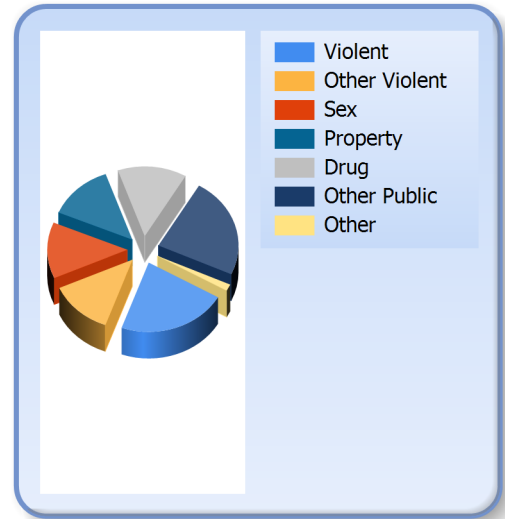


Inmate Profiles November 15, 2022

DEPARTMENT OF
CORRECTIONS

*Information
Technology*

Crime		
Violent	4387	22 %
Other Violent	2534	13 %
Sex	2586	13 %
Property	2614	13 %
Drug	2742	14 %
Other Public	4619	23 %
Other	303	2 %





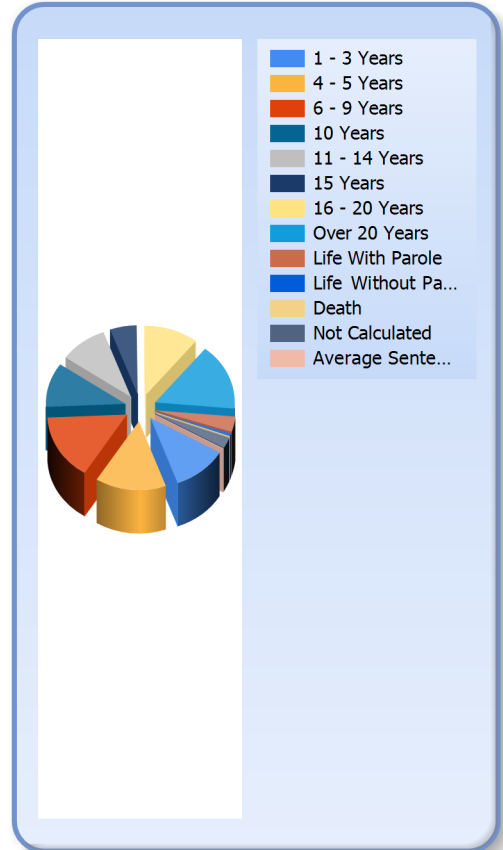
Inmate Profiles

November 15, 2022

DEPARTMENT OF
CORRECTIONS

*Information
Technology*

Sentence Length		
1 - 3 Years	2209	11 %
4 - 5 Years	2859	14 %
6 - 9 Years	3045	15 %
10 Years	2059	10 %
11 - 14 Years	1919	10 %
15 Years	1067	5 %
16 - 20 Years	2182	11 %
Over 20 Years	3095	16 %
Life With Parole	707	4 %
Life No Parole	125	1 %
Death	26	0 %
Not Calculated	494	2 %
Average Sentence	14	





Inmate Profiles November 15, 2022

DEPARTMENT OF
CORRECTIONS

*Information
Technology*

Top 10 Counties of Conviction		
Jefferson	2450	12 %
Kenton	976	5 %
Fayette	925	5 %
Hardin	800	4 %
McCracken	677	3 %
Warren	664	3 %
Campbell	443	2 %
Daviess	413	2 %
Madison	412	2 %
Christian	370	2 %
Other	11657	59 %

