

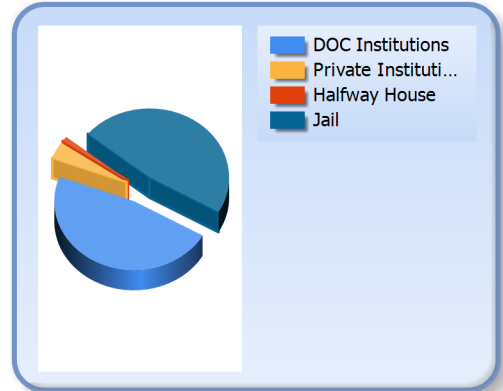


Inmate Profiles July 15, 2022

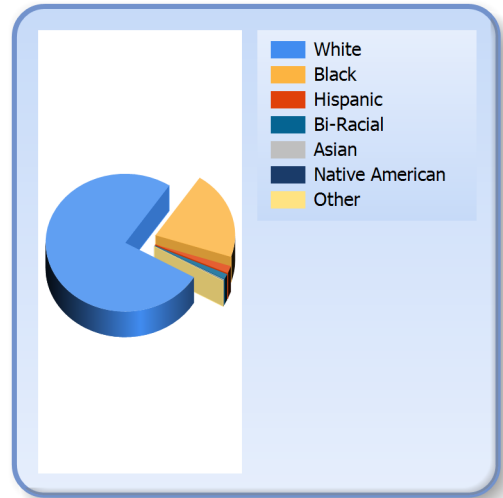
DEPARTMENT OF
CORRECTIONS

*Information
Technology*

Facility		
DOC Institutions	9289	47 %
Private Institutions	776	4 %
Halfway Houses	222	1 %
Jails	9300	47 %
Total	19587	



Race		
White	14889	76 %
Black	4060	21 %
Hispanic	334	2 %
Bi-Racial	243	1 %
Asian	31	0 %
Native American	14	0 %
Other	16	0 %



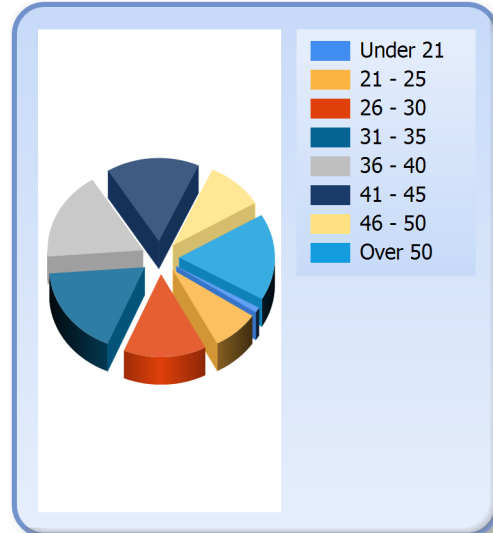


Inmate Profiles July 15, 2022

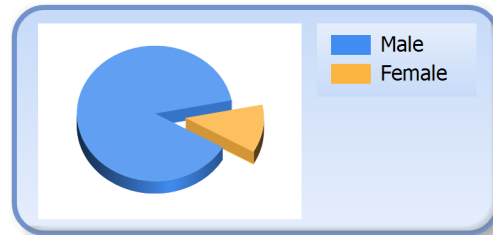
DEPARTMENT OF
CORRECTIONS

*Information
Technology*

Age		
Under 21	202	1 %
21 - 25	1557	8 %
26 - 30	2748	14 %
31 - 35	3418	17 %
36 - 40	3391	17 %
41 - 45	3068	16 %
46 - 50	1899	10 %
Over 50	3303	17 %
Average	39	



Gender		
Male	17339	89 %
Female	2248	11 %



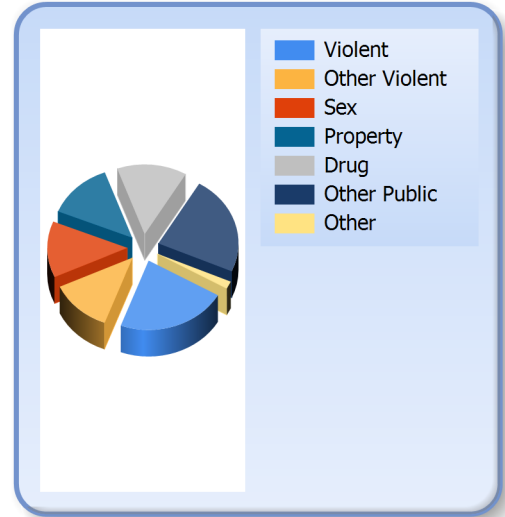


Inmate Profiles July 15, 2022

DEPARTMENT OF
CORRECTIONS

*Information
Technology*

Crime		
Violent	4375	22 %
Other Violent	2438	12 %
Sex	2561	13 %
Property	2597	13 %
Drug	2752	14 %
Other Public	4520	23 %
Other	343	2 %



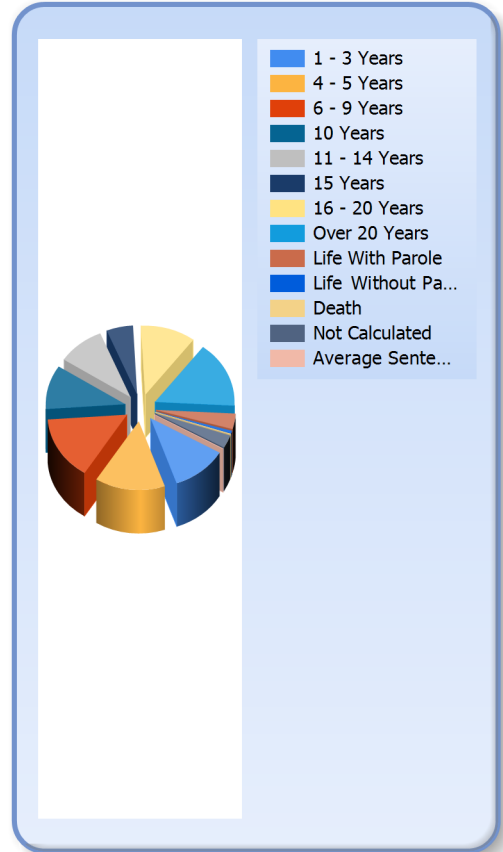


Inmate Profiles July 15, 2022

DEPARTMENT OF
CORRECTIONS

*Information
Technology*

Sentence Length		
1 - 3 Years	2224	11 %
4 - 5 Years	2802	14 %
6 - 9 Years	2922	15 %
10 Years	2025	10 %
11 - 14 Years	1878	10 %
15 Years	1055	5 %
16 - 20 Years	2181	11 %
Over 20 Years	3047	16 %
Life With Parole	711	4 %
Life No Parole	124	1 %
Death	26	0 %
Not Calculated	592	3 %
Average Sentence	14	





Inmate Profiles July 15, 2022

DEPARTMENT OF
CORRECTIONS

*Information
Technology*

Top 10 Counties of Conviction		
Jefferson	2421	12 %
Kenton	942	5 %
Fayette	917	5 %
Hardin	824	4 %
Warren	660	3 %
McCracken	627	3 %
Campbell	473	2 %
Daviess	429	2 %
Madison	409	2 %
Christian	384	2 %
Other	11501	59 %

