



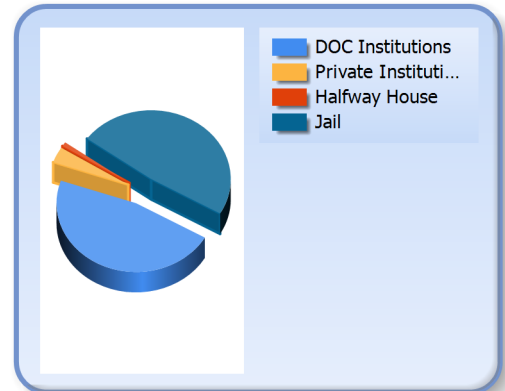
Inmate Profiles

March 15, 2022

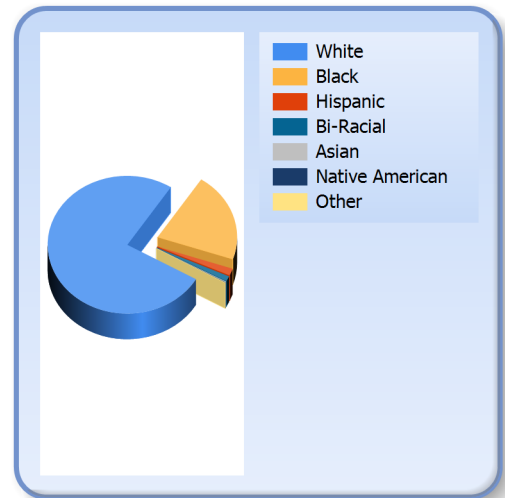
DEPARTMENT OF
CORRECTIONS

*Information
Technology*

Facility		
DOC Institutions	8874	47 %
Private Institutions	700	4 %
Halfway Houses	188	1 %
Jails	9128	48 %
Total	18890	



Race		
White	14337	76 %
Black	3960	21 %
Hispanic	307	2 %
Bi-Racial	228	1 %
Asian	31	0 %
Native American	16	0 %
Other	11	0 %





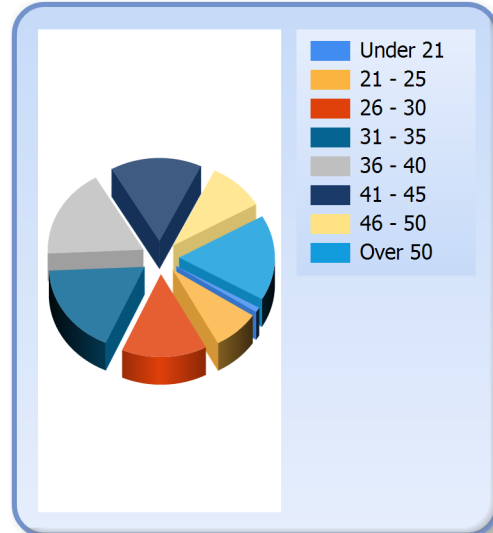
Inmate Profiles

March 15, 2022

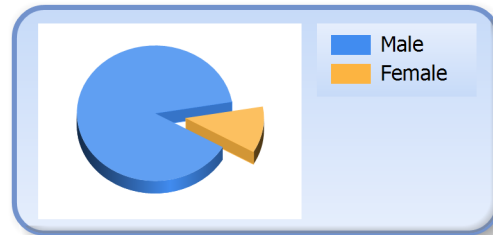
DEPARTMENT OF
CORRECTIONS

*Information
Technology*

Age		
Under 21	181	1 %
21 - 25	1492	8 %
26 - 30	2729	14 %
31 - 35	3332	18 %
36 - 40	3290	17 %
41 - 45	2914	15 %
46 - 50	1813	10 %
Over 50	3139	17 %
Average	39	



Gender		
Male	16802	89 %
Female	2088	11 %





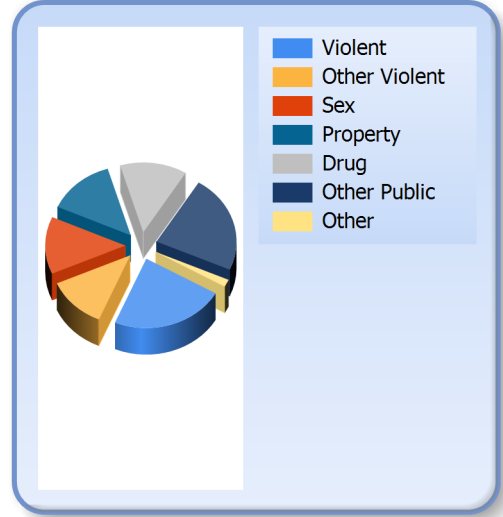
Inmate Profiles

March 15, 2022

DEPARTMENT OF
CORRECTIONS

*Information
Technology*

Crime		
Violent	4355	23 %
Other Violent	2266	12 %
Sex	2518	13 %
Property	2577	14 %
Drug	2544	13 %
Other Public	4307	23 %
Other	322	2 %





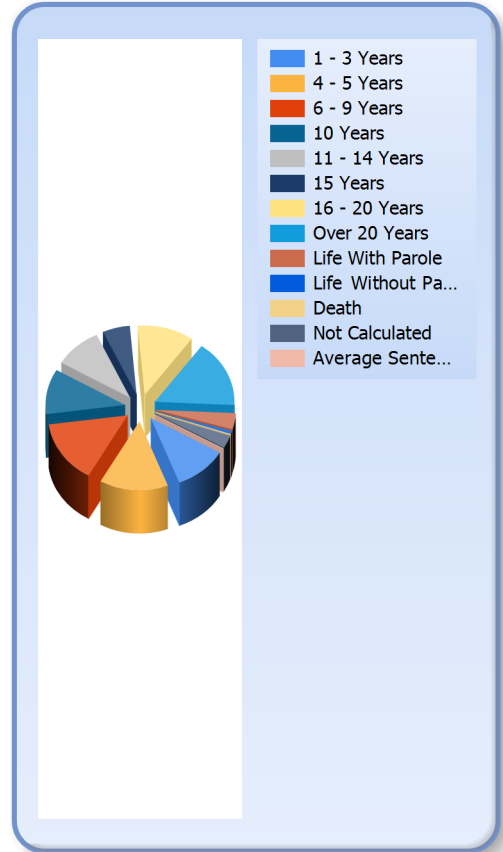
Inmate Profiles

March 15, 2022

DEPARTMENT OF
CORRECTIONS

*Information
Technology*

Sentence Length		
1 - 3 Years	2050	11 %
4 - 5 Years	2641	14 %
6 - 9 Years	2785	15 %
10 Years	1999	11 %
11 - 14 Years	1828	10 %
15 Years	1043	6 %
16 - 20 Years	2146	11 %
Over 20 Years	2978	16 %
Life With Parole	711	4 %
Life No Parole	126	1 %
Death	26	0 %
Not Calculated	557	3 %
Average Sentence	14	





Inmate Profiles

March 15, 2022

DEPARTMENT OF
CORRECTIONS

*Information
Technology*

Top 10 Counties of Conviction		
Jefferson	2406	13 %
Fayette	929	5 %
Kenton	879	5 %
Hardin	789	4 %
Warren	646	3 %
McCracken	583	3 %
Campbell	461	2 %
Daviess	426	2 %
Madison	393	2 %
Christian	367	2 %
Other	11011	58 %

