

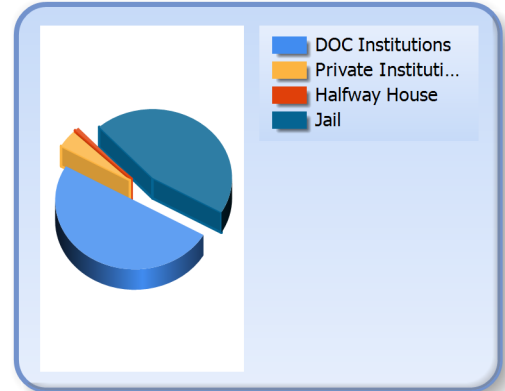


Inmate Profiles October 15, 2020

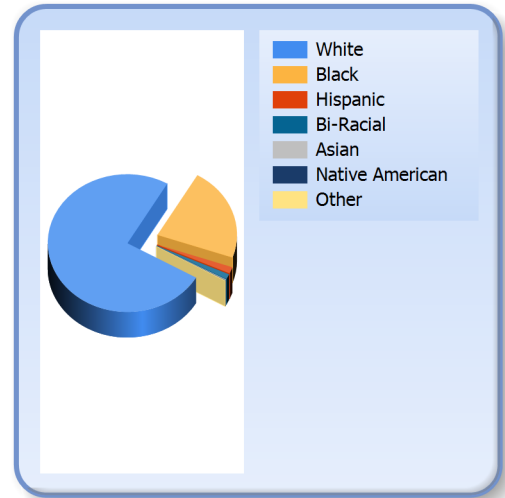
DEPARTMENT OF
CORRECTIONS

*Information
Technology*

Facility		
DOC Institutions	9515	50 %
Private Institutions	776	4 %
Halfway Houses	169	1 %
Jails	8574	45 %
Total	19034	



Race		
White	14281	75 %
Black	4179	22 %
Hispanic	284	1 %
Bi-Racial	230	1 %
Asian	29	0 %
Native American	15	0 %
Other	16	0 %



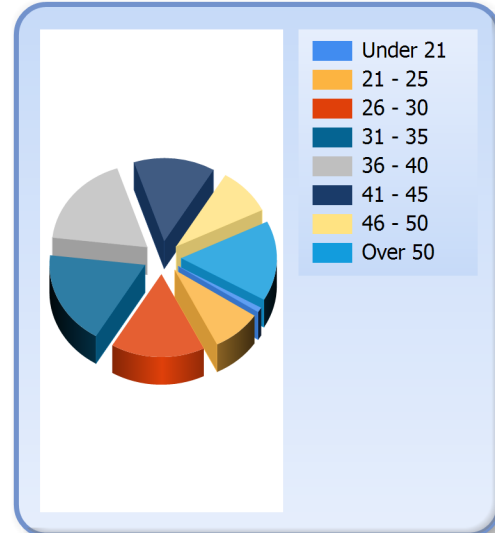


Inmate Profiles October 15, 2020

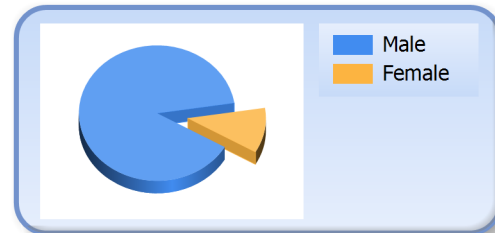
DEPARTMENT OF
CORRECTIONS

*Information
Technology*

Age		
Under 21	183	1 %
21 - 25	1597	8 %
26 - 30	3027	16 %
31 - 35	3475	18 %
36 - 40	3436	18 %
41 - 45	2605	14 %
46 - 50	1746	9 %
Over 50	2964	16 %
Average	38	



Gender		
Male	16985	89 %
Female	2049	11 %



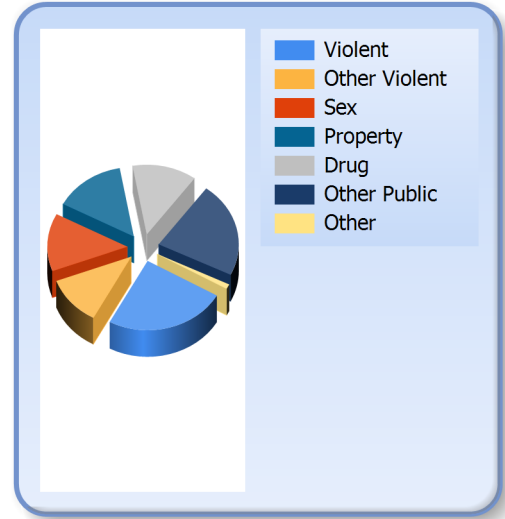


Inmate Profiles October 15, 2020

DEPARTMENT OF
CORRECTIONS

*Information
Technology*

Crime		
Violent	4667	25 %
Other Violent	2178	11 %
Sex	2563	13 %
Property	2744	14 %
Drug	2461	13 %
Other Public	4210	22 %
Other	211	1 %



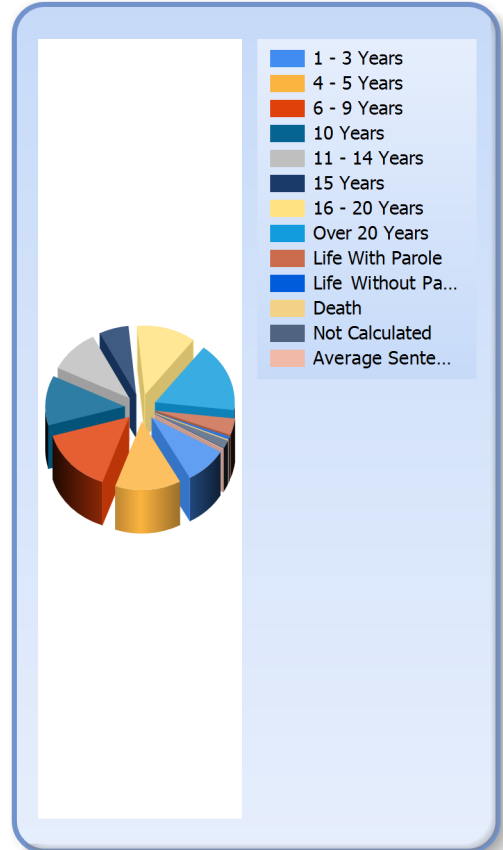


Inmate Profiles October 15, 2020

DEPARTMENT OF
CORRECTIONS

*Information
Technology*

Sentence Length		
1 - 3 Years	1653	9 %
4 - 5 Years	2560	13 %
6 - 9 Years	2883	15 %
10 Years	2221	12 %
11 - 14 Years	1948	10 %
15 Years	1141	6 %
16 - 20 Years	2274	12 %
Over 20 Years	3121	16 %
Life With Parole	739	4 %
Life No Parole	121	1 %
Death	27	0 %
Not Calculated	346	2 %
Average Sentence	14	





Inmate Profiles October 15, 2020

DEPARTMENT OF
CORRECTIONS

*Information
Technology*

Top 10 Counties of Conviction		
Jefferson	2573	14 %
Fayette	1074	6 %
Kenton	827	4 %
Hardin	796	4 %
Warren	650	3 %
McCracken	576	3 %
Daviess	479	3 %
Campbell	426	2 %
Madison	426	2 %
Christian	396	2 %
Other	10811	57 %

