

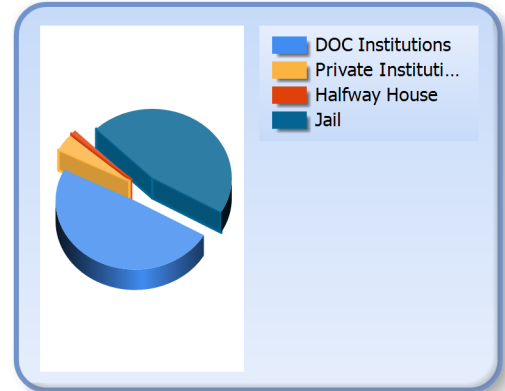


Inmate Profiles November 15, 2021

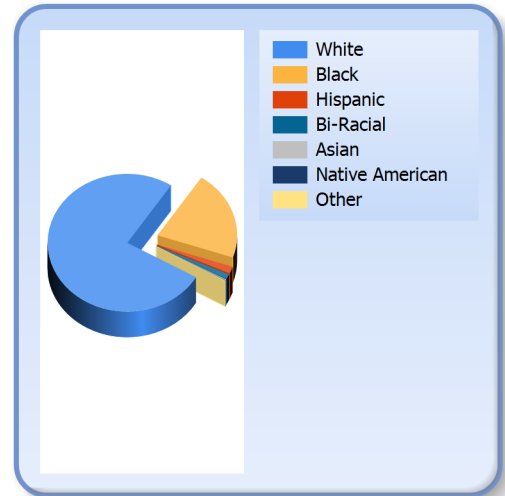
DEPARTMENT OF
CORRECTIONS

*Information
Technology*

Facility		
DOC Institutions	9197	49 %
Private Institutions	758	4 %
Halfway Houses	196	1 %
Jails	8570	46 %
Total	18721	



Race		
White	14216	76 %
Black	3921	21 %
Hispanic	299	2 %
Bi-Racial	221	1 %
Asian	32	0 %
Native American	19	0 %
Other	13	0 %



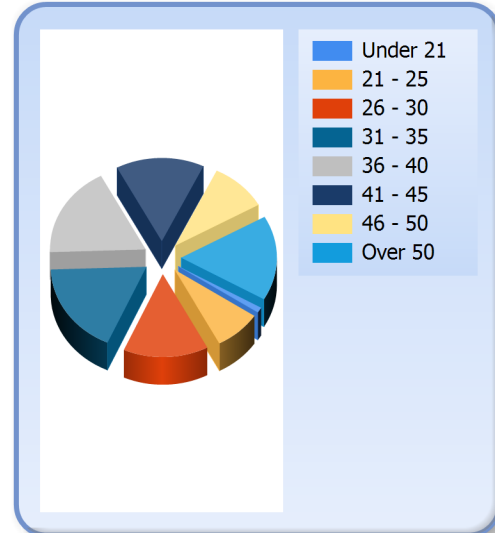


Inmate Profiles November 15, 2021

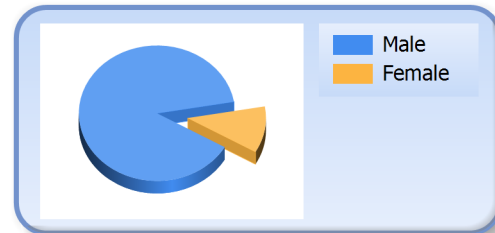
DEPARTMENT OF
CORRECTIONS

*Information
Technology*

Age		
Under 21	194	1 %
21 - 25	1483	8 %
26 - 30	2693	14 %
31 - 35	3332	18 %
36 - 40	3330	18 %
41 - 45	2785	15 %
46 - 50	1813	10 %
Over 50	3091	17 %
Average	39	



Gender		
Male	16647	89 %
Female	2074	11 %



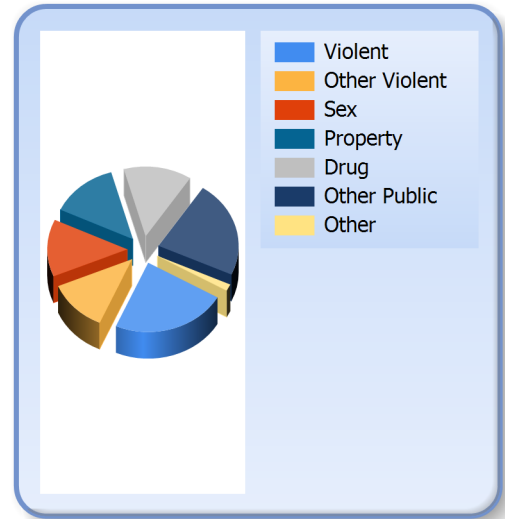


Inmate Profiles November 15, 2021

DEPARTMENT OF
CORRECTIONS

*Information
Technology*

Crime		
Violent	4358	23 %
Other Violent	2256	12 %
Sex	2492	13 %
Property	2556	14 %
Drug	2564	14 %
Other Public	4205	22 %
Other	290	2 %



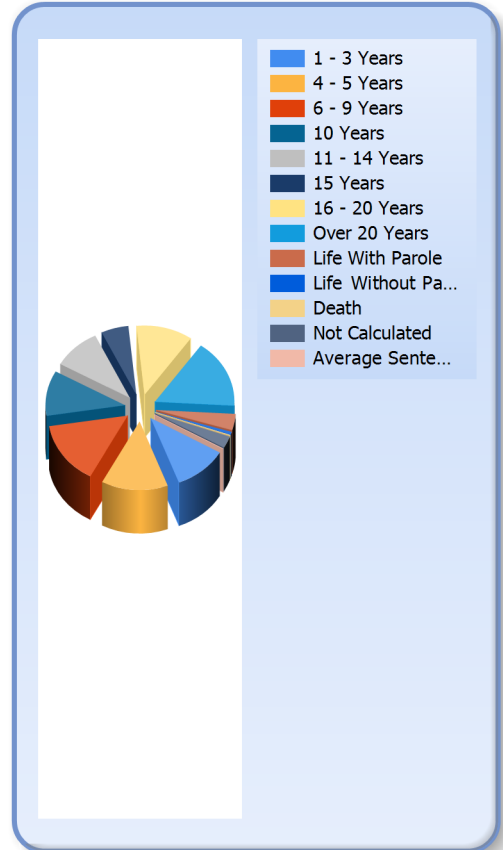


Inmate Profiles November 15, 2021

DEPARTMENT OF
CORRECTIONS

*Information
Technology*

Sentence Length		
1 - 3 Years	2042	11 %
4 - 5 Years	2544	14 %
6 - 9 Years	2758	15 %
10 Years	1989	11 %
11 - 14 Years	1819	10 %
15 Years	1039	6 %
16 - 20 Years	2138	11 %
Over 20 Years	3013	16 %
Life With Parole	713	4 %
Life No Parole	123	1 %
Death	26	0 %
Not Calculated	517	3 %
Average Sentence	14	





Inmate Profiles November 15, 2021

DEPARTMENT OF
CORRECTIONS

*Information
Technology*

Top 10 Counties of Conviction		
Jefferson	2408	13 %
Fayette	933	5 %
Kenton	874	5 %
Hardin	810	4 %
Warren	677	4 %
McCracken	566	3 %
Campbell	444	2 %
Daviess	438	2 %
Madison	406	2 %
Christian	357	2 %
Other	10808	58 %

