

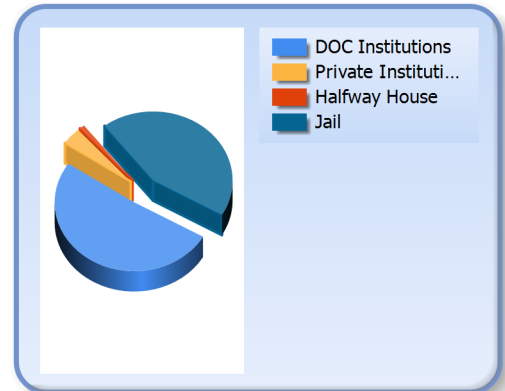


Inmate Profiles September 15, 2020

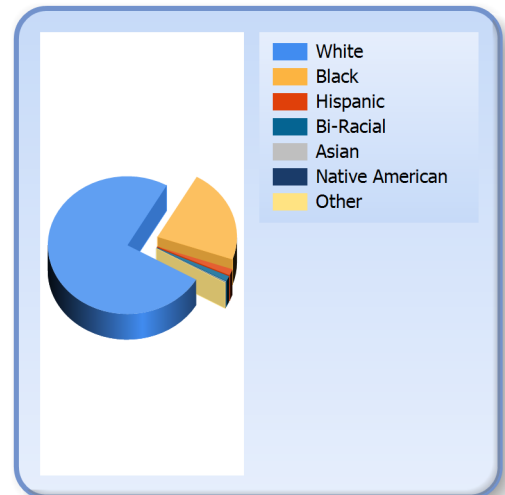
DEPARTMENT OF
CORRECTIONS

*Information
Technology*

Facility		
DOC Institutions	9746	51 %
Private Institutions	766	4 %
Halfway Houses	199	1 %
Jails	8340	44 %
Total	19051	



Race		
White	14268	75 %
Black	4208	22 %
Hispanic	282	1 %
Bi-Racial	233	1 %
Asian	29	0 %
Native American	15	0 %
Other	16	0 %



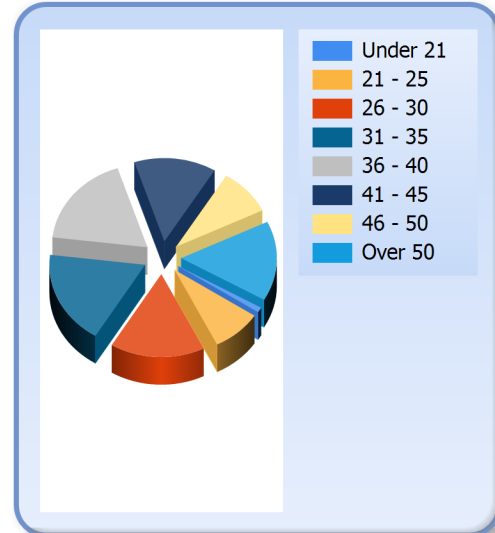


Inmate Profiles September 15, 2020

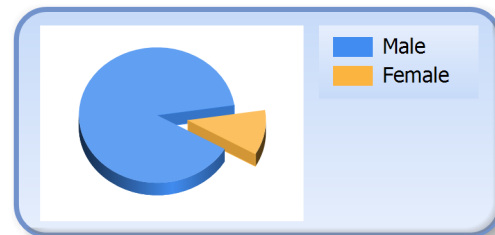
DEPARTMENT OF
CORRECTIONS

*Information
Technology*

Age		
Under 21	184	1 %
21 - 25	1598	8 %
26 - 30	3047	16 %
31 - 35	3473	18 %
36 - 40	3436	18 %
41 - 45	2631	14 %
46 - 50	1723	9 %
Over 50	2958	16 %
Average	38	



Gender		
Male	17007	89 %
Female	2044	11 %



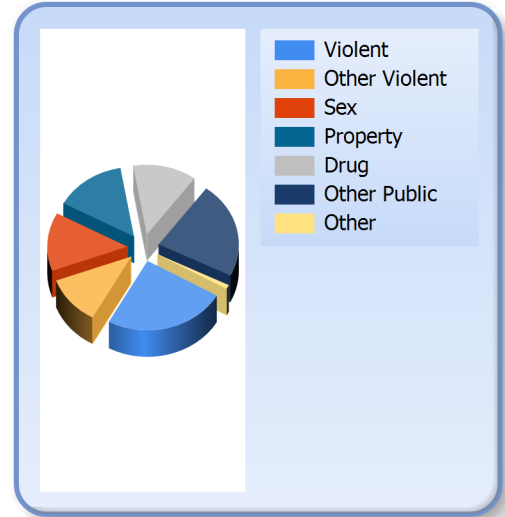


Inmate Profiles September 15, 2020

DEPARTMENT OF
CORRECTIONS

*Information
Technology*

Crime		
Violent	4703	25 %
Other Violent	2161	11 %
Sex	2584	14 %
Property	2738	14 %
Drug	2437	13 %
Other Public	4247	22 %
Other	181	1 %





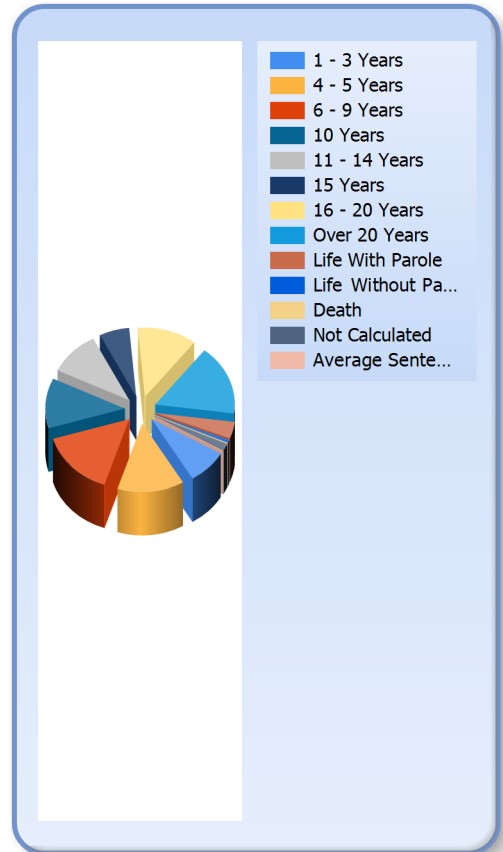
Inmate Profiles

September 15, 2020

DEPARTMENT OF
CORRECTIONS

*Information
Technology*

Sentence Length		
1 - 3 Years	1547	8 %
4 - 5 Years	2597	14 %
6 - 9 Years	2923	15 %
10 Years	2239	12 %
11 - 14 Years	1977	10 %
15 Years	1156	6 %
16 - 20 Years	2290	12 %
Over 20 Years	3141	16 %
Life With Parole	741	4 %
Life No Parole	122	1 %
Death	27	0 %
Not Calculated	291	2 %
Average Sentence	14	





Inmate Profiles September 15, 2020

DEPARTMENT OF
CORRECTIONS

*Information
Technology*

Top 10 Counties of Conviction		
Jefferson	2602	14 %
Fayette	1066	6 %
Kenton	826	4 %
Hardin	782	4 %
Warren	649	3 %
McCracken	568	3 %
Daviess	470	2 %
Campbell	427	2 %
Madison	424	2 %
Christian	405	2 %
Other	10832	57 %

