

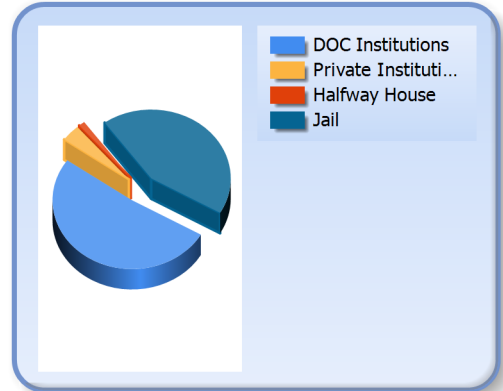


# Inmate Profiles July 15, 2020

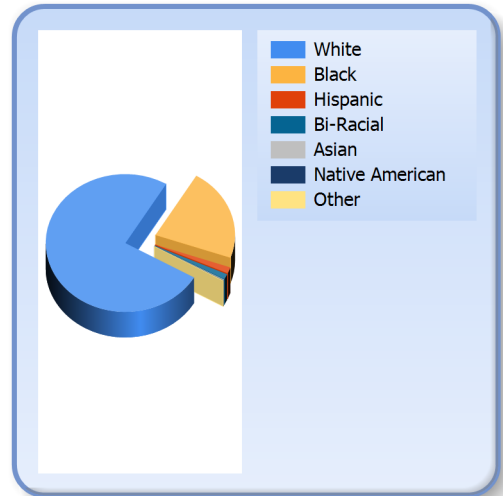
DEPARTMENT OF  
CORRECTIONS

*Information  
Technology*

Facility		
DOC Institutions	10375	52 %
Private Institutions	786	4 %
Halfway Houses	256	1 %
Jails	8720	43 %
<b>Total</b>	<b>20137</b>	



Race		
White	15151	75 %
Black	4385	22 %
Hispanic	292	1 %
Bi-Racial	247	1 %
Asian	30	0 %
Native American	15	0 %
Other	17	0 %



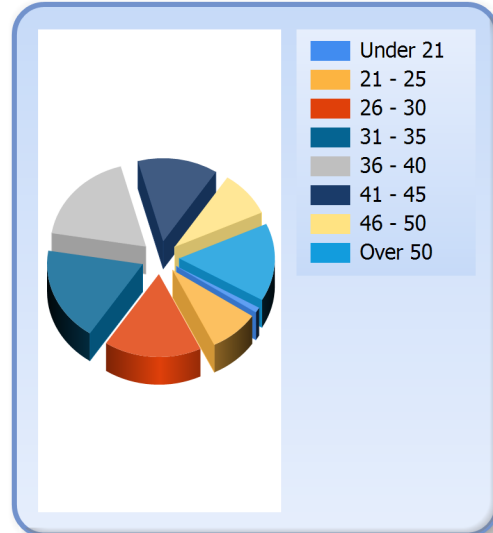


# Inmate Profiles July 15, 2020

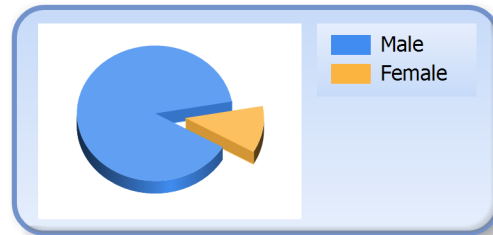
DEPARTMENT OF  
CORRECTIONS

*Information  
Technology*

Age		
Under 21	207	1 %
21 - 25	1705	8 %
26 - 30	3322	16 %
31 - 35	3680	18 %
36 - 40	3655	18 %
41 - 45	2726	14 %
46 - 50	1793	9 %
Over 50	3049	15 %
Average	38	



Gender		
Male	17887	89 %
Female	2250	11 %



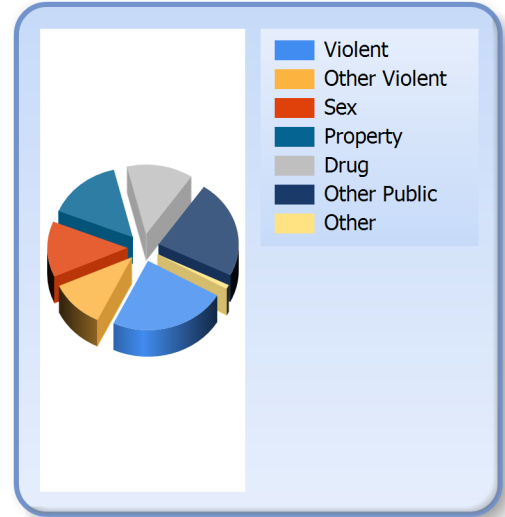


# Inmate Profiles July 15, 2020

DEPARTMENT OF  
CORRECTIONS

*Information  
Technology*

Crime		
<b>Violent</b>	<b>4785</b>	<b>24 %</b>
<b>Other Violent</b>	<b>2239</b>	<b>11 %</b>
<b>Sex</b>	<b>2607</b>	<b>13 %</b>
<b>Property</b>	<b>3027</b>	<b>15 %</b>
<b>Drug</b>	<b>2686</b>	<b>13 %</b>
<b>Other Public</b>	<b>4600</b>	<b>23 %</b>
<b>Other</b>	<b>193</b>	<b>1 %</b>





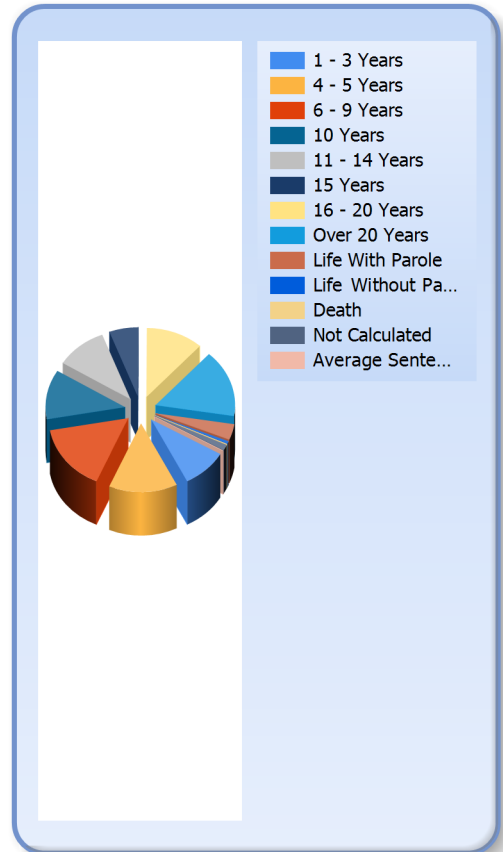
# Inmate Profiles

## July 15, 2020

DEPARTMENT OF  
CORRECTIONS

*Information  
Technology*

Sentence Length		
1 - 3 Years	1863	9 %
4 - 5 Years	2815	14 %
6 - 9 Years	3148	16 %
10 Years	2347	12 %
11 - 14 Years	2095	10 %
15 Years	1186	6 %
16 - 20 Years	2341	12 %
Over 20 Years	3186	16 %
Life With Parole	743	4 %
Life No Parole	121	1 %
Death	27	0 %
Not Calculated	265	1 %
Average Sentence	14	





# Inmate Profiles July 15, 2020

DEPARTMENT OF  
CORRECTIONS

*Information  
Technology*

Top 10 Counties of Conviction		
Jefferson	2743	14 %
Fayette	1148	6 %
Kenton	868	4 %
Hardin	809	4 %
Warren	678	3 %
McCracken	616	3 %
Daviess	505	3 %
Madison	461	2 %
Campbell	450	2 %
Christian	412	2 %
Other	11447	57 %

