



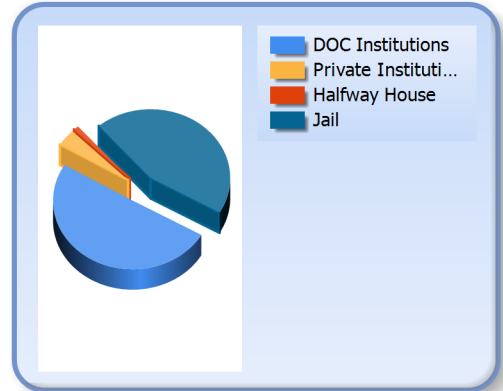
Inmate Profiles

June 15, 2021

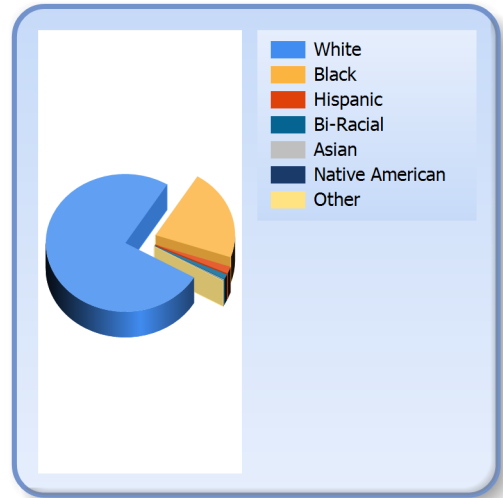
DEPARTMENT OF
CORRECTIONS

*Information
Technology*

Facility		
DOC Institutions	9202	50 %
Private Institutions	728	4 %
Halfway Houses	195	1 %
Jails	8167	45 %
Total	18292	



Race		
White	13809	75 %
Black	3912	21 %
Hispanic	299	2 %
Bi-Racial	215	1 %
Asian	31	0 %
Native American	13	0 %
Other	13	0 %





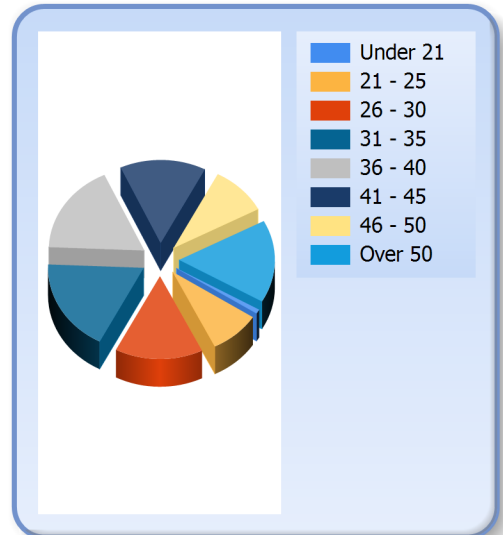
Inmate Profiles

June 15, 2021

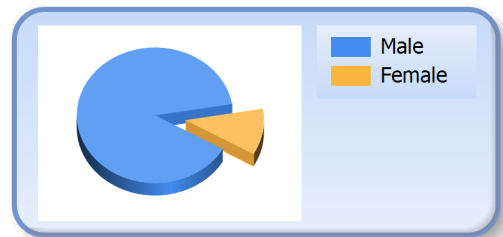
DEPARTMENT OF
CORRECTIONS

*Information
Technology*

Age		
Under 21	155	1 %
21 - 25	1566	9 %
26 - 30	2721	15 %
31 - 35	3298	18 %
36 - 40	3202	18 %
41 - 45	2649	14 %
46 - 50	1760	10 %
Over 50	2941	16 %
Average	39	



Gender		
Male	16277	89 %
Female	2015	11 %



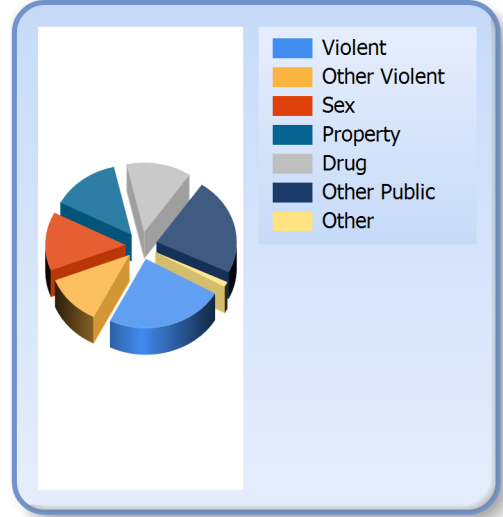


Inmate Profiles June 15, 2021

DEPARTMENT OF
CORRECTIONS

*Information
Technology*

Crime		
Violent	4403	24 %
Other Violent	2125	12 %
Sex	2496	14 %
Property	2528	14 %
Drug	2386	13 %
Other Public	4137	23 %
Other	217	1 %





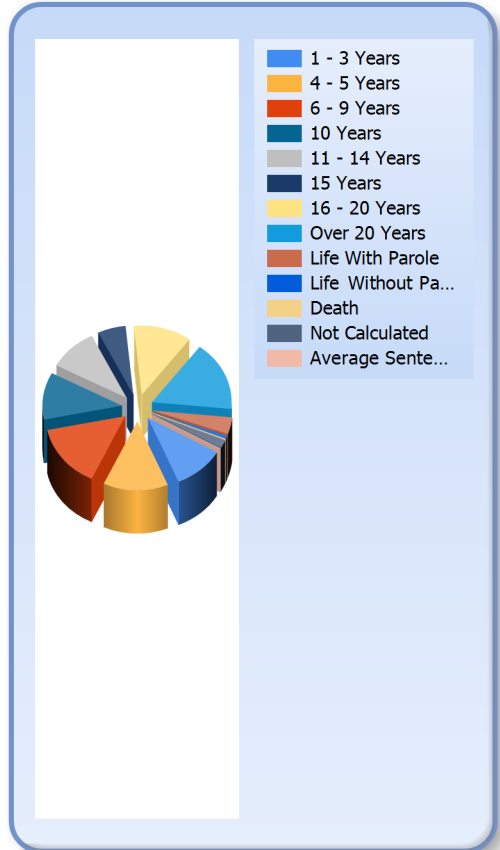
Inmate Profiles

June 15, 2021

DEPARTMENT OF
CORRECTIONS

*Information
Technology*

Sentence Length		
1 - 3 Years	1901	10 %
4 - 5 Years	2420	13 %
6 - 9 Years	2716	15 %
10 Years	2025	11 %
11 - 14 Years	1823	10 %
15 Years	1036	6 %
16 - 20 Years	2148	12 %
Over 20 Years	2995	16 %
Life With Parole	722	4 %
Life No Parole	122	1 %
Death	26	0 %
Not Calculated	358	2 %
Average Sentence	14	





Inmate Profiles

June 15, 2021

DEPARTMENT OF
CORRECTIONS

*Information
Technology*

Top 10 Counties of Conviction		
Jefferson	2438	13 %
Fayette	956	5 %
Kenton	849	5 %
Hardin	769	4 %
Warren	668	4 %
McCracken	549	3 %
Daviess	432	2 %
Campbell	421	2 %
Madison	405	2 %
Christian	368	2 %
Other	10437	57 %

