

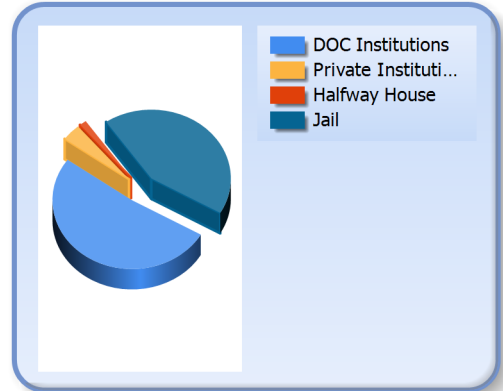


Inmate Profiles June 15, 2020

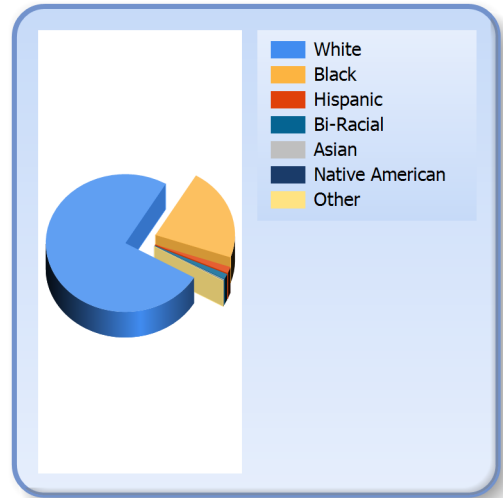
DEPARTMENT OF
CORRECTIONS

*Information
Technology*

Facility		
DOC Institutions	10523	52 %
Private Institutions	802	4 %
Halfway Houses	291	1 %
Jails	8755	43 %
Total	20371	



Race		
White	15310	75 %
Black	4438	22 %
Hispanic	303	1 %
Bi-Racial	254	1 %
Asian	34	0 %
Native American	16	0 %
Other	16	0 %



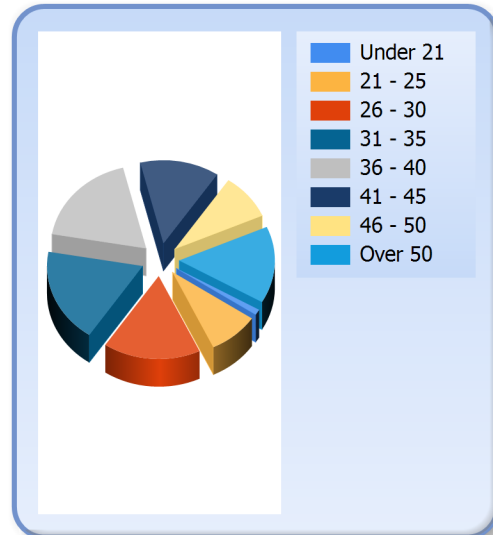


Inmate Profiles June 15, 2020

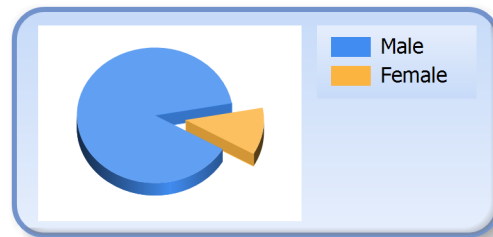
DEPARTMENT OF
CORRECTIONS

*Information
Technology*

Age		
Under 21	223	1 %
21 - 25	1741	9 %
26 - 30	3352	16 %
31 - 35	3732	18 %
36 - 40	3740	18 %
41 - 45	2721	13 %
46 - 50	1818	9 %
Over 50	3044	15 %
Average	38	



Gender		
Male	18083	89 %
Female	2288	11 %



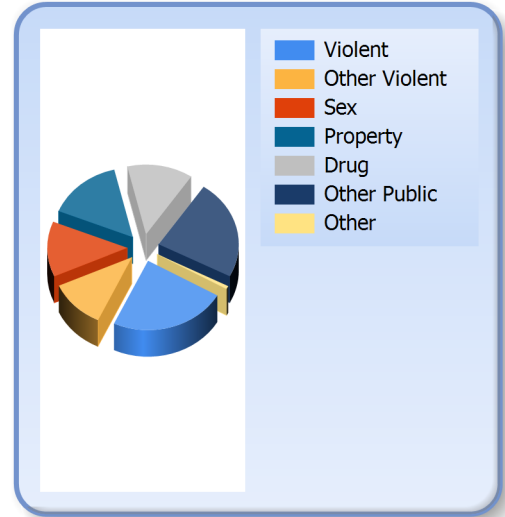


Inmate Profiles June 15, 2020

DEPARTMENT OF
CORRECTIONS

*Information
Technology*

Crime		
Violent	4818	24 %
Other Violent	2300	11 %
Sex	2621	13 %
Property	3082	15 %
Drug	2691	13 %
Other Public	4714	23 %
Other	145	1 %



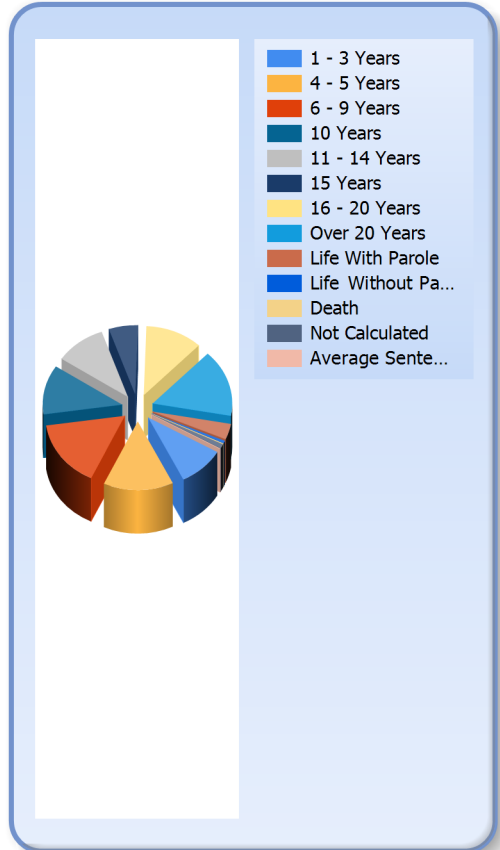


Inmate Profiles June 15, 2020

DEPARTMENT OF
CORRECTIONS

*Information
Technology*

Sentence Length		
1 - 3 Years	1916	9 %
4 - 5 Years	2907	14 %
6 - 9 Years	3211	16 %
10 Years	2366	12 %
11 - 14 Years	2100	10 %
15 Years	1198	6 %
16 - 20 Years	2367	12 %
Over 20 Years	3206	16 %
Life With Parole	749	4 %
Life No Parole	120	1 %
Death	27	0 %
Not Calculated	204	1 %
Average Sentence	14	





Inmate Profiles June 15, 2020

DEPARTMENT OF
CORRECTIONS

*Information
Technology*

Top 10 Counties of Conviction		
Jefferson	2801	14 %
Fayette	1171	6 %
Kenton	879	4 %
Hardin	801	4 %
Warren	703	3 %
McCracken	632	3 %
Daviess	500	2 %
Madison	468	2 %
Campbell	448	2 %
Christian	414	2 %
Other	11554	57 %

