



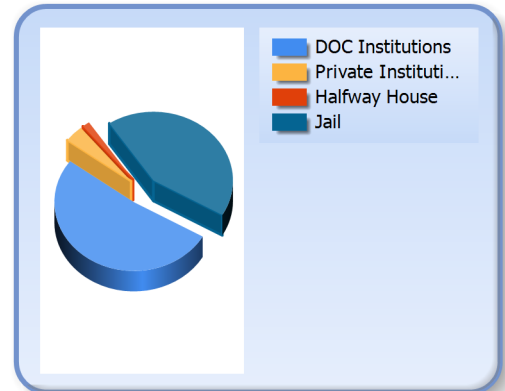
Inmate Profiles

May 15, 2020

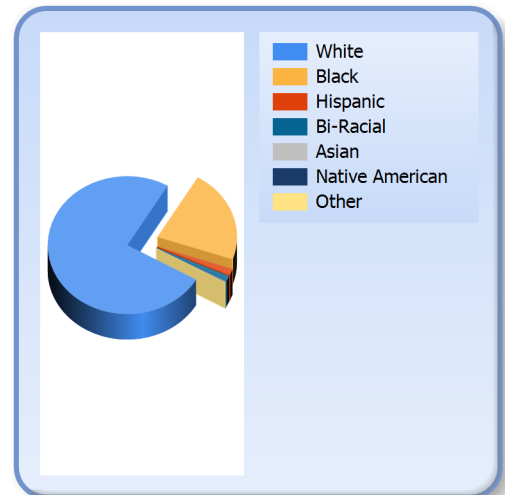
DEPARTMENT OF
CORRECTIONS

*Information
Technology*

Facility		
DOC Institutions	10733	52 %
Private Institutions	816	4 %
Halfway Houses	312	2 %
Jails	8846	43 %
Total	20707	



Race		
White	15552	75 %
Black	4520	22 %
Hispanic	309	1 %
Bi-Racial	256	1 %
Asian	34	0 %
Native American	17	0 %
Other	19	0 %





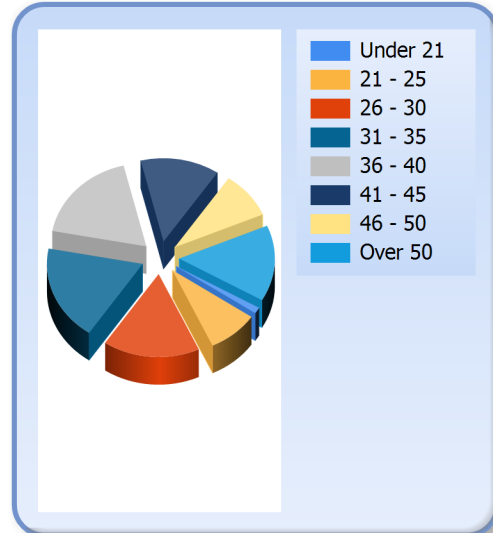
Inmate Profiles

May 15, 2020

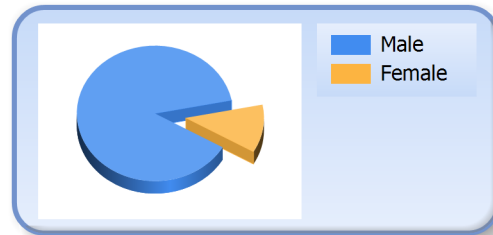
DEPARTMENT OF
CORRECTIONS

*Information
Technology*

Age		
Under 21	246	1 %
21 - 25	1776	9 %
26 - 30	3386	16 %
31 - 35	3834	19 %
36 - 40	3772	18 %
41 - 45	2756	13 %
46 - 50	1873	9 %
Over 50	3064	15 %
Average	38	



Gender		
Male	18334	89 %
Female	2373	11 %





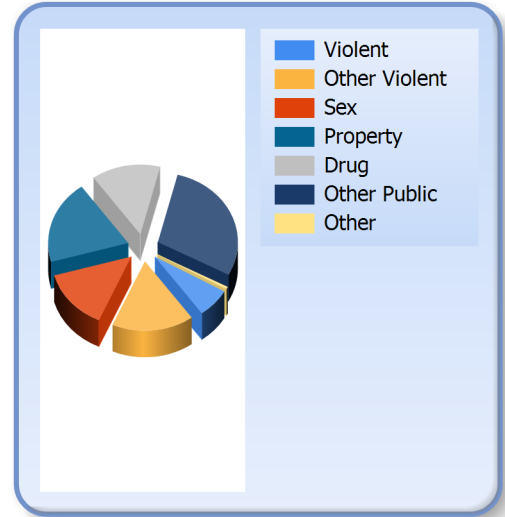
Inmate Profiles

May 15, 2020

DEPARTMENT OF
CORRECTIONS

*Information
Technology*

Crime		
Violent	1392	7 %
Other Violent	3431	17 %
Sex	2898	14 %
Property	4036	19 %
Drug	2868	14 %
Other Public	5971	29 %
Other	111	1 %





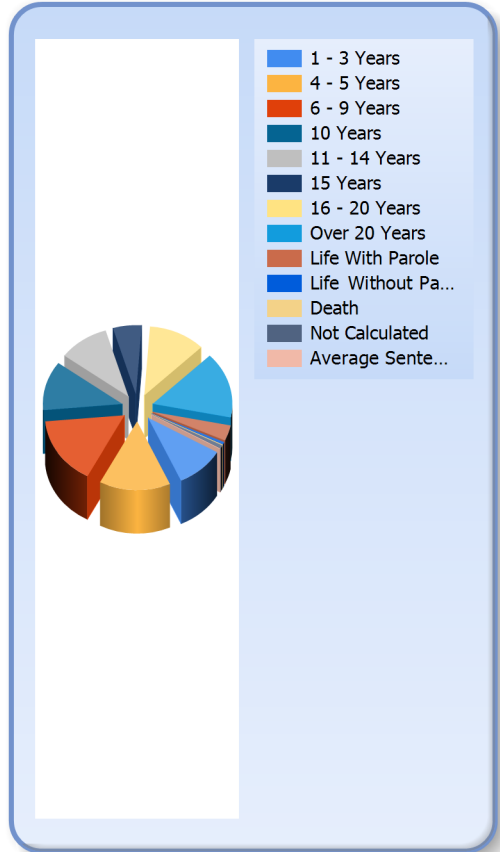
Inmate Profiles

May 15, 2020

DEPARTMENT OF
CORRECTIONS

*Information
Technology*

Sentence Length		
1 - 3 Years	2049	10 %
4 - 5 Years	3004	15 %
6 - 9 Years	3285	16 %
10 Years	2395	12 %
11 - 14 Years	2120	10 %
15 Years	1199	6 %
16 - 20 Years	2389	12 %
Over 20 Years	3210	16 %
Life With Parole	753	4 %
Life No Parole	119	1 %
Death	27	0 %
Not Calculated	157	1 %
Average Sentence	14	





Inmate Profiles May 15, 2020

DEPARTMENT OF
CORRECTIONS

*Information
Technology*

Top 10 Counties of Conviction		
Jefferson	2866	14 %
Fayette	1195	6 %
Kenton	888	4 %
Hardin	811	4 %
Warren	708	3 %
McCracken	650	3 %
Daviess	504	2 %
Madison	462	2 %
Campbell	446	2 %
Christian	430	2 %
Other	11747	57 %

