

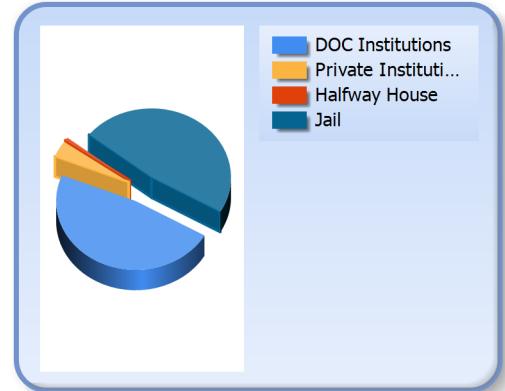


Inmate Profiles February 15, 2021

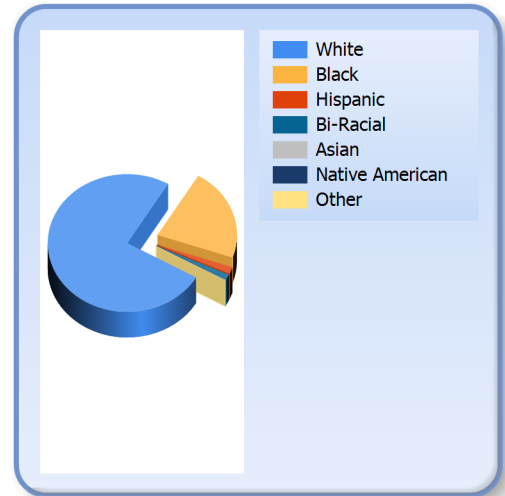
DEPARTMENT OF
CORRECTIONS

*Information
Technology*

Facility		
DOC Institutions	8863	48 %
Private Institutions	710	4 %
Halfway Houses	129	1 %
Jails	8850	48 %
Total	18552	



Race		
White	13957	75 %
Black	4032	22 %
Hispanic	294	2 %
Bi-Racial	215	1 %
Asian	26	0 %
Native American	14	0 %
Other	14	0 %



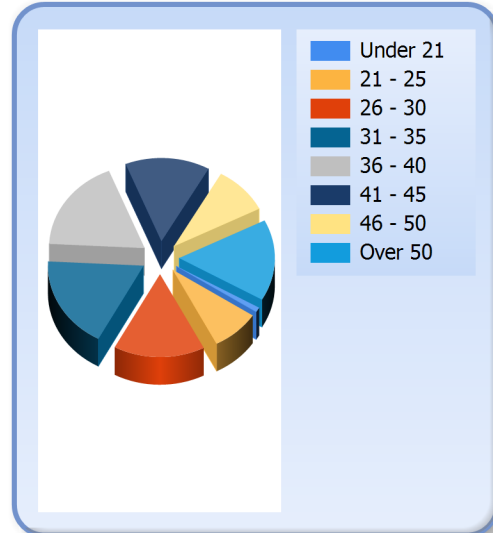


Inmate Profiles February 15, 2021

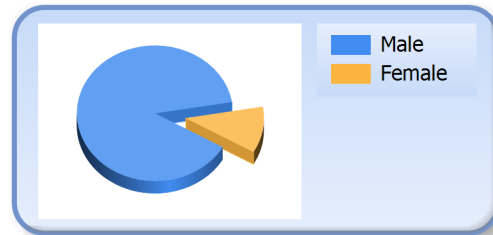
DEPARTMENT OF
CORRECTIONS

*Information
Technology*

Age		
Under 21	173	1 %
21 - 25	1515	8 %
26 - 30	2861	15 %
31 - 35	3332	18 %
36 - 40	3359	18 %
41 - 45	2645	14 %
46 - 50	1735	9 %
Over 50	2932	16 %
Average	39	



Gender		
Male	16507	89 %
Female	2045	11 %



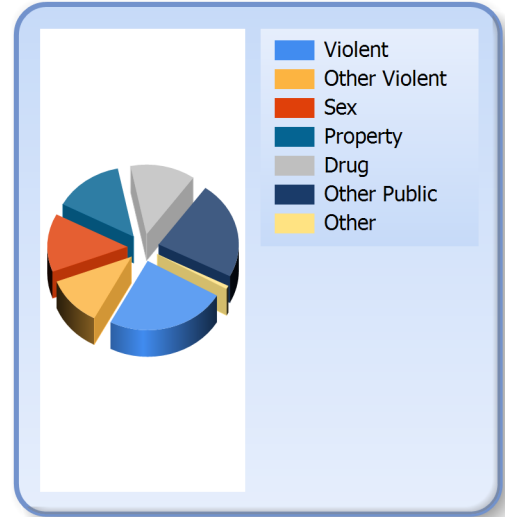


Inmate Profiles February 15, 2021

DEPARTMENT OF
CORRECTIONS

*Information
Technology*

Crime		
Violent	4519	24 %
Other Violent	2131	11 %
Sex	2512	14 %
Property	2616	14 %
Drug	2426	13 %
Other Public	4206	23 %
Other	142	1 %





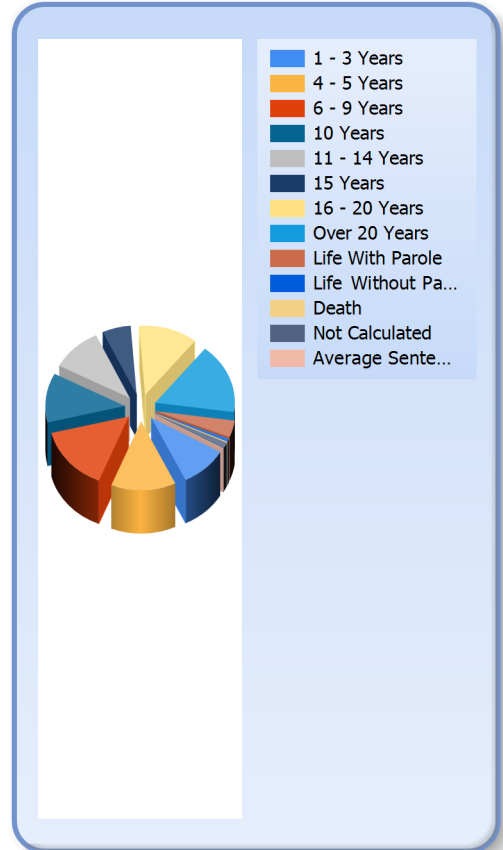
Inmate Profiles

February 15, 2021

DEPARTMENT OF
CORRECTIONS

*Information
Technology*

Sentence Length		
1 - 3 Years	1779	10 %
4 - 5 Years	2450	13 %
6 - 9 Years	2798	15 %
10 Years	2143	12 %
11 - 14 Years	1918	10 %
15 Years	1069	6 %
16 - 20 Years	2210	12 %
Over 20 Years	3060	16 %
Life With Parole	727	4 %
Life No Parole	122	1 %
Death	26	0 %
Not Calculated	250	1 %
Average Sentence	14	





Inmate Profiles February 15, 2021

DEPARTMENT OF
CORRECTIONS

*Information
Technology*

Top 10 Counties of Conviction		
Jefferson	2483	13 %
Fayette	1005	5 %
Kenton	864	5 %
Hardin	780	4 %
Warren	643	3 %
McCracken	570	3 %
Campbell	438	2 %
Daviess	436	2 %
Madison	409	2 %
Christian	380	2 %
Other	10544	57 %

