

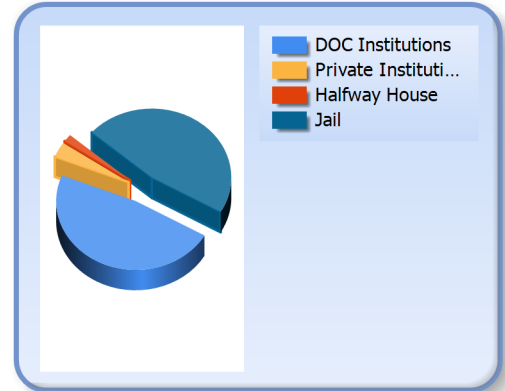


Inmate Profiles November 15, 2019

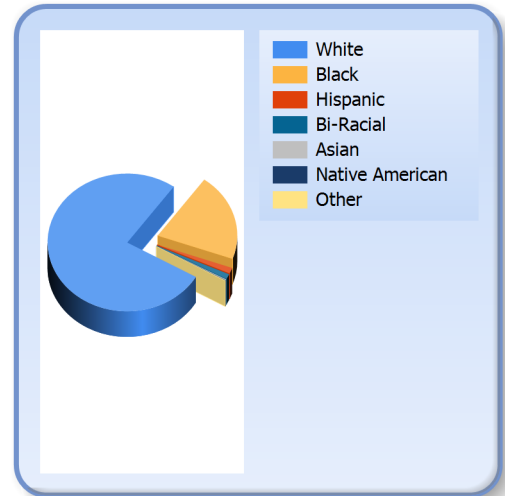
DEPARTMENT OF
CORRECTIONS

*Information
Technology*

Facility		
DOC Institutions	11477	48 %
Private Institutions	855	4 %
Halfway Houses	422	2 %
Jails	11290	47 %
Total	24044	



Race		
White	18420	77 %
Black	4935	21 %
Hispanic	321	1 %
Bi-Racial	285	1 %
Asian	44	0 %
Native American	19	0 %
Other	20	0 %



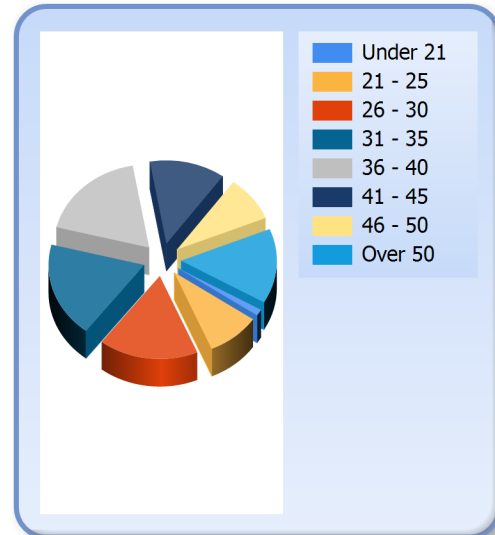


Inmate Profiles November 15, 2019


DEPARTMENT OF
CORRECTIONS

*Information
Technology*

Age		
Under 21	298	1 %
21 - 25	2166	9 %
26 - 30	4046	17 %
31 - 35	4458	19 %
36 - 40	4397	18 %
41 - 45	3066	13 %
46 - 50	2117	9 %
Over 50	3496	15 %
Average	38	



Gender		
Male	20871	87 %
Female	3173	13 %



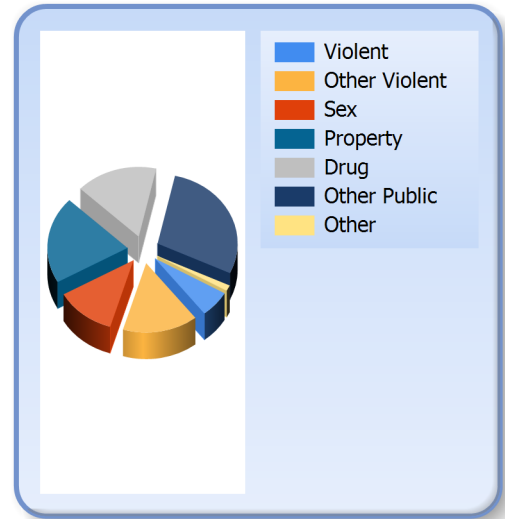


Inmate Profiles November 15, 2019

DEPARTMENT OF
CORRECTIONS

*Information
Technology*

Crime		
Violent	1473	6 %
Other Violent	3661	15 %
Sex	2920	12 %
Property	4868	20 %
Drug	3948	16 %
Other Public	6856	29 %
Other	318	1 %



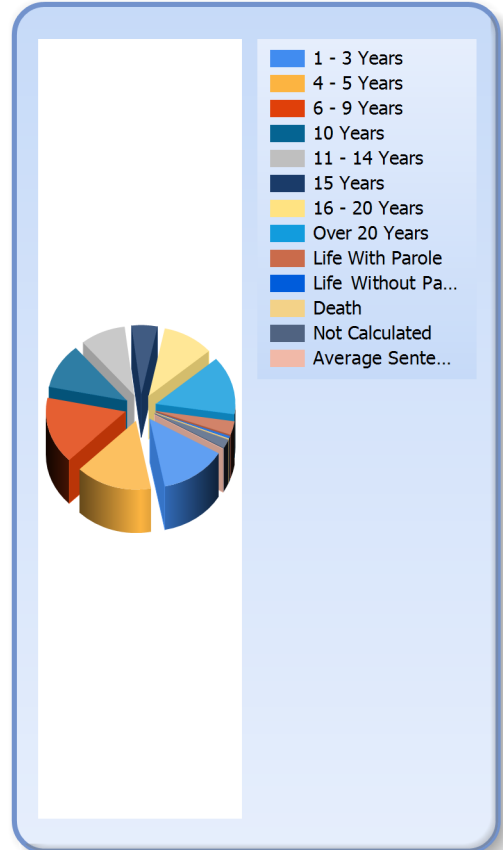


Inmate Profiles November 15, 2019

DEPARTMENT OF
CORRECTIONS

*Information
Technology*

Sentence Length		
1 - 3 Years	3277	14 %
4 - 5 Years	3753	16 %
6 - 9 Years	3771	16 %
10 Years	2558	11 %
11 - 14 Years	2214	9 %
15 Years	1249	5 %
16 - 20 Years	2506	10 %
Over 20 Years	3301	14 %
Life With Parole	764	3 %
Life No Parole	125	1 %
Death	29	0 %
Not Calculated	497	2 %
Average Sentence	13	





Inmate Profiles November 15, 2019

DEPARTMENT OF
CORRECTIONS

*Information
Technology*

Top 10 Counties of Conviction		
Jefferson	3185	13 %
Fayette	1358	6 %
Kenton	981	4 %
Hardin	863	4 %
Warren	827	3 %
McCracken	722	3 %
Daviess	628	3 %
Campbell	589	2 %
Pulaski	555	2 %
Madison	534	2 %
Other	13802	57 %

