

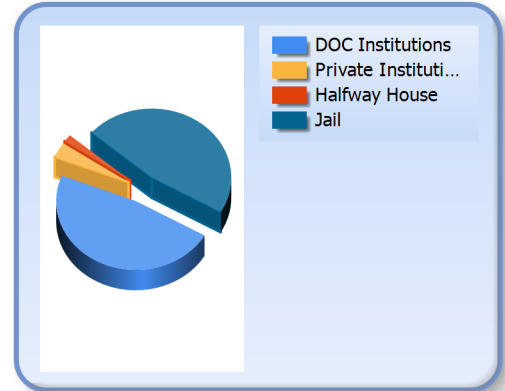


# Inmate Profiles October 15, 2019

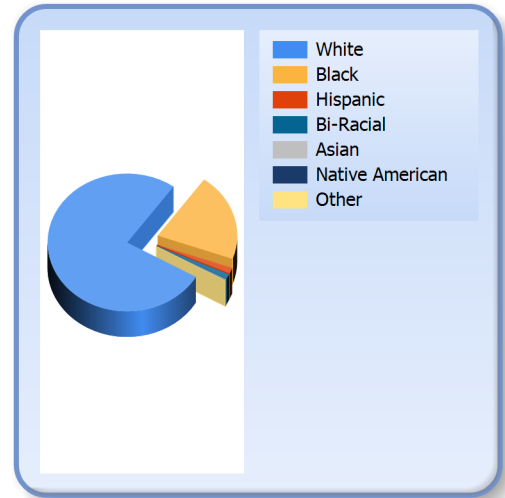
DEPARTMENT OF  
CORRECTIONS

*Information  
Technology*

Facility		
DOC Institutions	11443	48 %
Private Institutions	853	4 %
Halfway Houses	417	2 %
Jails	11274	47 %
<b>Total</b>	<b>23987</b>	



Race		
White	18366	77 %
Black	4933	21 %
Hispanic	323	1 %
Bi-Racial	283	1 %
Asian	43	0 %
Native American	19	0 %
Other	20	0 %



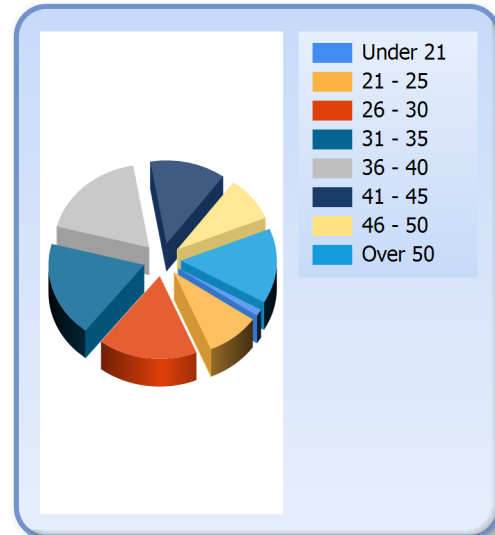


# Inmate Profiles October 15, 2019


DEPARTMENT OF  
CORRECTIONS

*Information  
Technology*

Age		
Under 21	307	1 %
21 - 25	2181	9 %
26 - 30	4030	17 %
31 - 35	4455	19 %
36 - 40	4374	18 %
41 - 45	3052	13 %
46 - 50	2090	9 %
Over 50	3498	15 %
Average	38	



Gender		
Male	20811	87 %
Female	3176	13 %



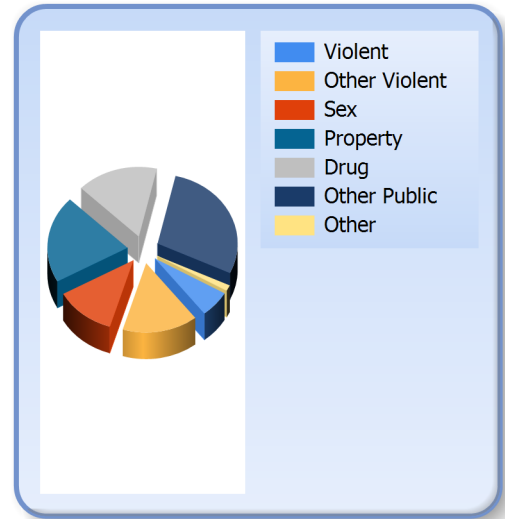


# Inmate Profiles October 15, 2019

DEPARTMENT OF  
CORRECTIONS

*Information  
Technology*

Crime		
<b>Violent</b>	<b>1472</b>	<b>6 %</b>
<b>Other Violent</b>	<b>3660</b>	<b>15 %</b>
<b>Sex</b>	<b>2932</b>	<b>12 %</b>
<b>Property</b>	<b>4869</b>	<b>20 %</b>
<b>Drug</b>	<b>3922</b>	<b>16 %</b>
<b>Other Public</b>	<b>6810</b>	<b>28 %</b>
<b>Other</b>	<b>322</b>	<b>1 %</b>



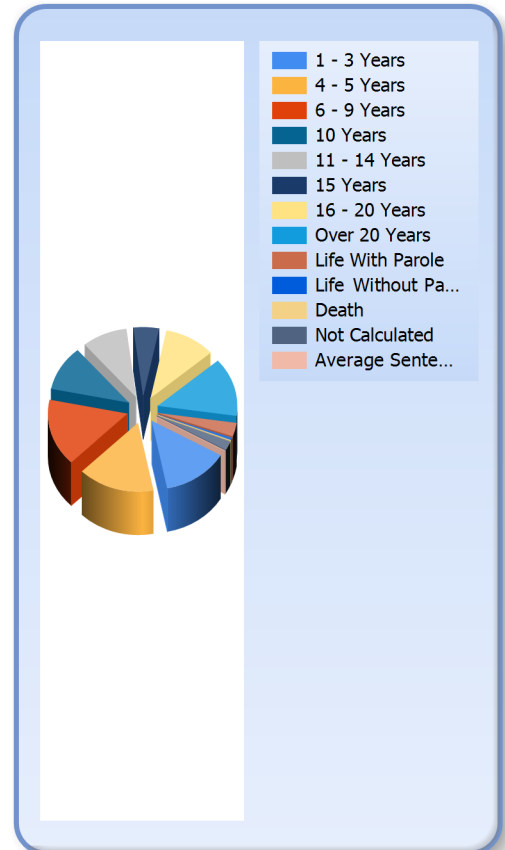


# Inmate Profiles October 15, 2019

DEPARTMENT OF  
CORRECTIONS

*Information  
Technology*

Sentence Length		
1 - 3 Years	3251	14 %
4 - 5 Years	3748	16 %
6 - 9 Years	3779	16 %
10 Years	2540	11 %
11 - 14 Years	2210	9 %
15 Years	1239	5 %
16 - 20 Years	2498	10 %
Over 20 Years	3292	14 %
Life With Parole	764	3 %
Life No Parole	125	1 %
Death	29	0 %
Not Calculated	512	2 %
Average Sentence	13	





# Inmate Profiles October 15, 2019

DEPARTMENT OF  
CORRECTIONS

*Information  
Technology*

Top 10 Counties of Conviction		
Jefferson	3185	13 %
Fayette	1357	6 %
Kenton	967	4 %
Hardin	865	4 %
Warren	840	4 %
McCracken	723	3 %
Daviess	630	3 %
Campbell	574	2 %
Madison	551	2 %
Pulaski	544	2 %
Other	13751	57 %

