



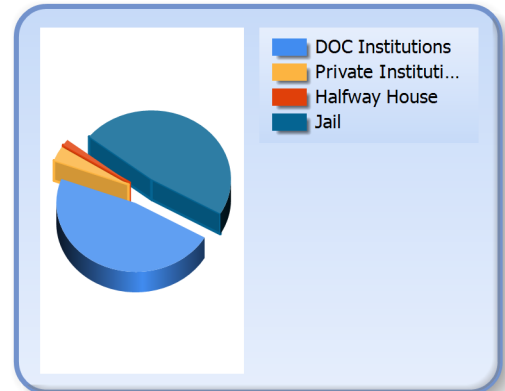
Inmate Profiles

May 15, 2019

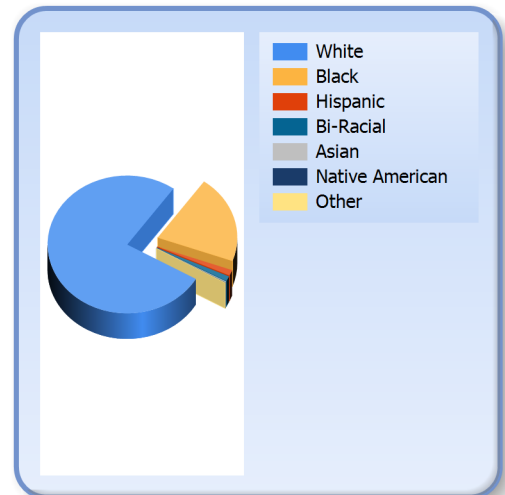
DEPARTMENT OF
CORRECTIONS

*Information
Technology*

Facility		
DOC Institutions	11412	47 %
Private Institutions	840	3 %
Halfway Houses	351	1 %
Jails	11489	48 %
Total	24092	



Race		
White	18444	77 %
Black	4968	21 %
Hispanic	318	1 %
Bi-Racial	283	1 %
Asian	47	0 %
Native American	19	0 %
Other	13	0 %





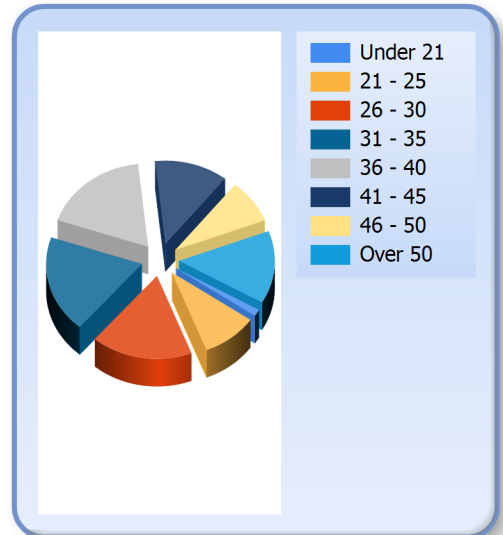
Inmate Profiles

May 15, 2019

DEPARTMENT OF
CORRECTIONS

*Information
Technology*

Age		
Under 21	318	1 %
21 - 25	2278	9 %
26 - 30	4130	17 %
31 - 35	4565	19 %
36 - 40	4362	18 %
41 - 45	2979	12 %
46 - 50	2047	8 %
Over 50	3413	14 %
Average	37	



Gender		
Male	20895	87 %
Female	3197	13 %



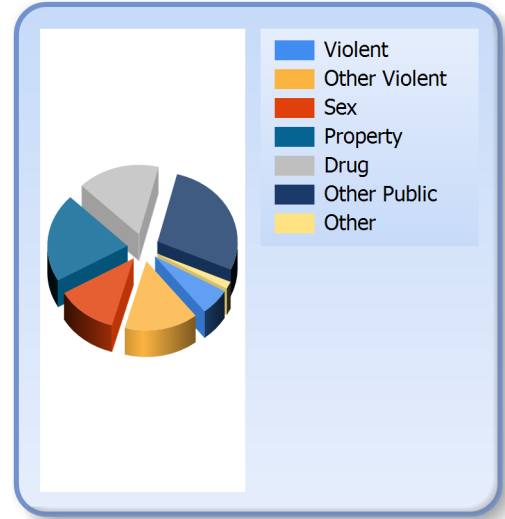


Inmate Profiles May 15, 2019

DEPARTMENT OF
CORRECTIONS

*Information
Technology*

Crime		
Violent	1469	6 %
Other Violent	3594	15 %
Sex	2976	12 %
Property	4977	21 %
Drug	3988	17 %
Other Public	6681	28 %
Other	407	2 %





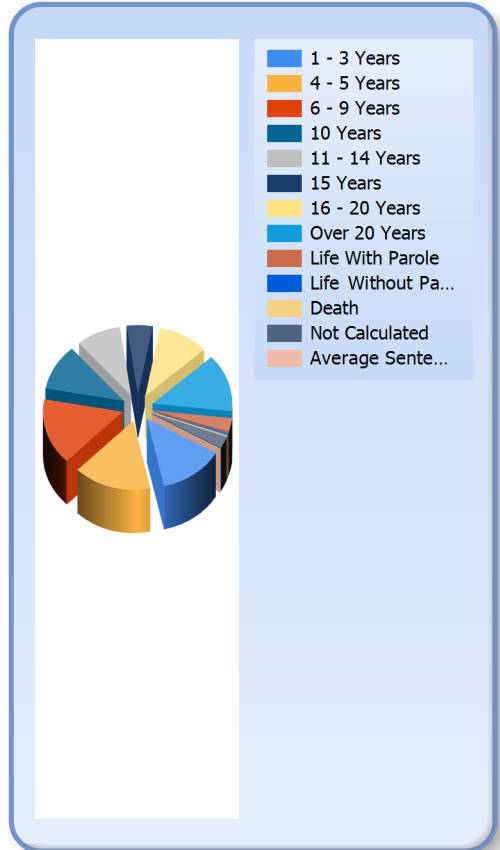
Inmate Profiles

May 15, 2019

DEPARTMENT OF
CORRECTIONS

*Information
Technology*

Sentence Length		
1 - 3 Years	3183	13 %
4 - 5 Years	3816	16 %
6 - 9 Years	3749	16 %
10 Years	2592	11 %
11 - 14 Years	2189	9 %
15 Years	1253	5 %
16 - 20 Years	2479	10 %
Over 20 Years	3260	14 %
Life With Parole	766	3 %
Life No Parole	126	1 %
Death	29	0 %
Not Calculated	650	3 %
Average Sentence	13	





Inmate Profiles May 15, 2019

DEPARTMENT OF
CORRECTIONS

*Information
Technology*

Top 10 Counties of Conviction		
Jefferson	3319	14 %
Fayette	1363	6 %
Kenton	988	4 %
Hardin	886	4 %
Warren	812	3 %
McCracken	719	3 %
Daviess	615	3 %
Campbell	607	3 %
Pulaski	538	2 %
Madison	532	2 %
Other	13713	57 %

