

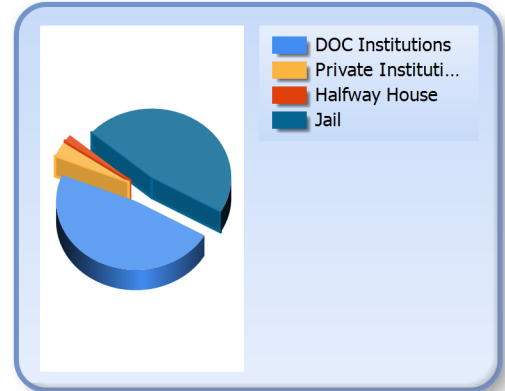


Inmate Profiles February 15, 2019

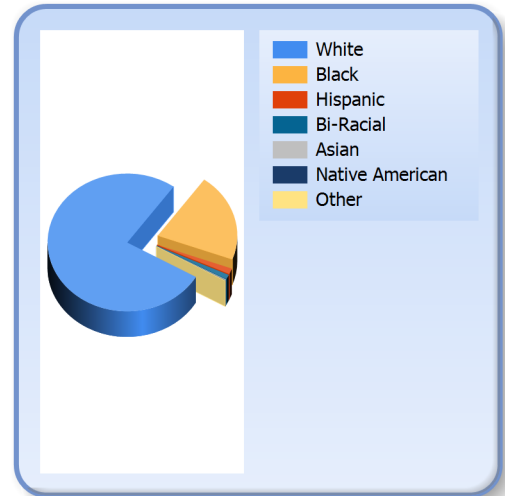
DEPARTMENT OF
CORRECTIONS

*Information
Technology*

Facility		
DOC Institutions	11487	48 %
Private Institutions	849	4 %
Halfway Houses	394	2 %
Jails	11279	47 %
Total	24009	



Race		
White	18387	77 %
Black	4968	21 %
Hispanic	320	1 %
Bi-Racial	261	1 %
Asian	39	0 %
Native American	16	0 %
Other	18	0 %



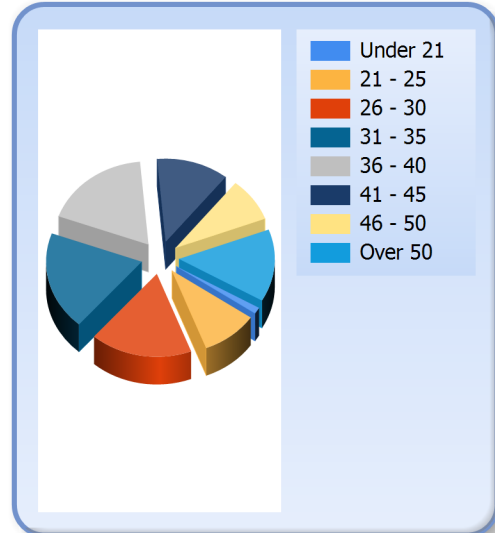


Inmate Profiles February 15, 2019


DEPARTMENT OF
CORRECTIONS

*Information
Technology*

Age		
Under 21	300	1 %
21 - 25	2299	10 %
26 - 30	4140	17 %
31 - 35	4594	19 %
36 - 40	4332	18 %
41 - 45	2923	12 %
46 - 50	2042	9 %
Over 50	3379	14 %
Average	37	



Gender		
Male	20786	87 %
Female	3223	13 %



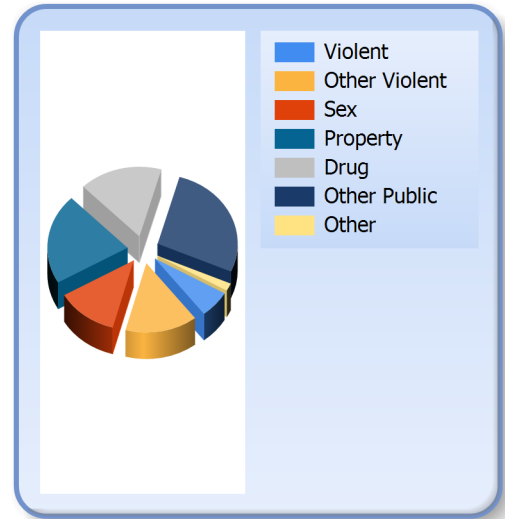


Inmate Profiles February 15, 2019

DEPARTMENT OF
CORRECTIONS

*Information
Technology*

Crime		
Violent	1498	6 %
Other Violent	3513	15 %
Sex	2993	12 %
Property	5042	21 %
Drug	4015	17 %
Other Public	6524	27 %
Other	423	2 %



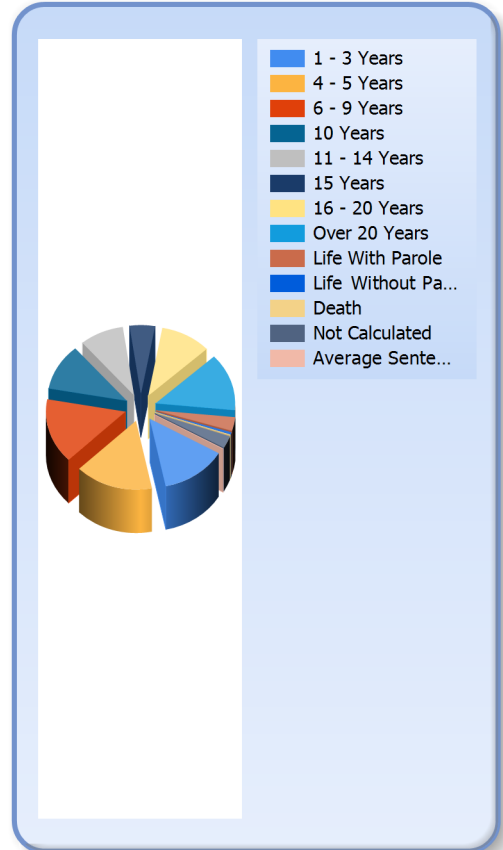


Inmate Profiles February 15, 2019

DEPARTMENT OF
CORRECTIONS

*Information
Technology*

Sentence Length		
1 - 3 Years	3230	13 %
4 - 5 Years	3822	16 %
6 - 9 Years	3650	15 %
10 Years	2615	11 %
11 - 14 Years	2153	9 %
15 Years	1228	5 %
16 - 20 Years	2466	10 %
Over 20 Years	3237	13 %
Life With Parole	770	3 %
Life No Parole	122	1 %
Death	30	0 %
Not Calculated	686	3 %
Average Sentence	13	





Inmate Profiles February 15, 2019

DEPARTMENT OF
CORRECTIONS

*Information
Technology*

Top 10 Counties of Conviction		
Jefferson	3311	14 %
Fayette	1369	6 %
Kenton	1010	4 %
Hardin	898	4 %
Warren	784	3 %
McCracken	726	3 %
Daviess	594	2 %
Campbell	592	2 %
Pulaski	549	2 %
Madison	506	2 %
Other	13670	57 %

