

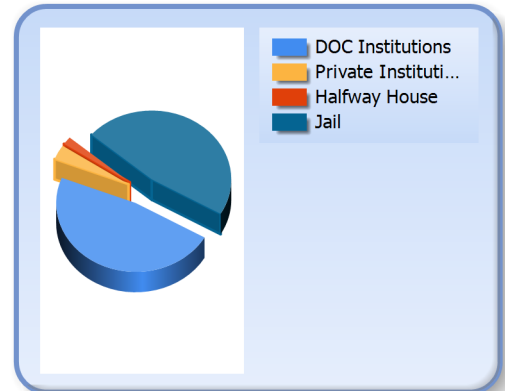


# Inmate Profiles October 15, 2018

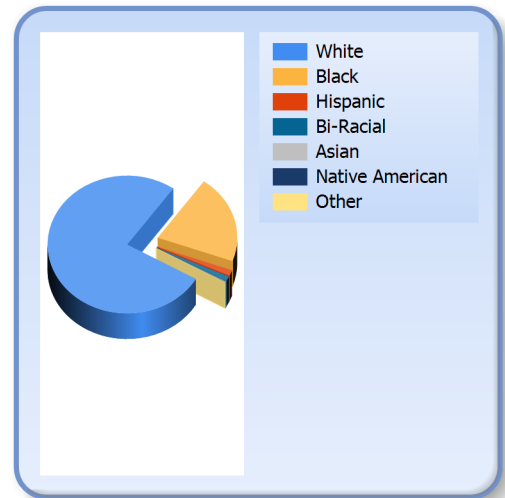
DEPARTMENT OF  
CORRECTIONS

*Information  
Technology*

Facility		
DOC Institutions	11569	48 %
Private Institutions	842	3 %
Halfway Houses	444	2 %
Jails	11428	47 %
<b>Total</b>	<b>24283</b>	



Race		
White	18580	77 %
Black	5021	21 %
Hispanic	326	1 %
Bi-Racial	280	1 %
Asian	36	0 %
Native American	18	0 %
Other	22	0 %



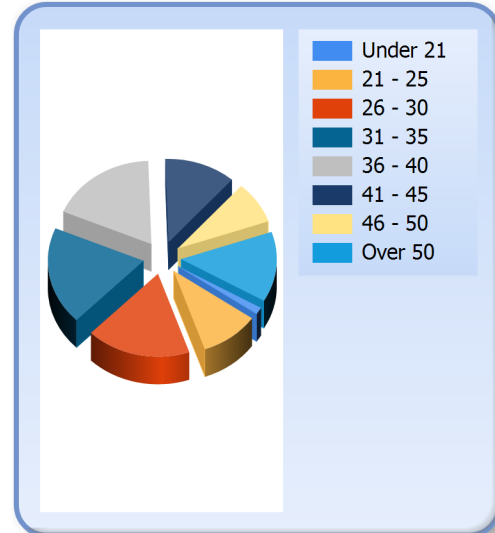


# Inmate Profiles October 15, 2018


DEPARTMENT OF  
CORRECTIONS

*Information  
Technology*

Age		
Under 21	333	1 %
21 - 25	2424	10 %
26 - 30	4293	18 %
31 - 35	4621	19 %
36 - 40	4392	18 %
41 - 45	2914	12 %
46 - 50	1991	8 %
Over 50	3315	14 %
Average	37	



Gender		
Male	21065	87 %
Female	3218	13 %



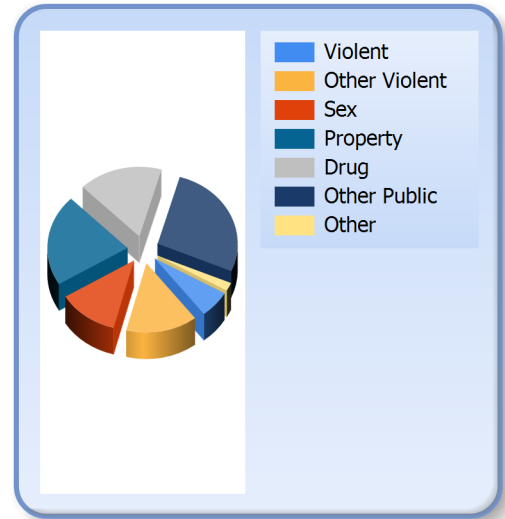


# Inmate Profiles October 15, 2018

DEPARTMENT OF  
CORRECTIONS

*Information  
Technology*

Crime		
<b>Violent</b>	<b>1519</b>	<b>6 %</b>
<b>Other Violent</b>	<b>3515</b>	<b>14 %</b>
<b>Sex</b>	<b>2972</b>	<b>12 %</b>
<b>Property</b>	<b>5159</b>	<b>21 %</b>
<b>Drug</b>	<b>4102</b>	<b>17 %</b>
<b>Other Public</b>	<b>6556</b>	<b>27 %</b>
<b>Other</b>	<b>459</b>	<b>2 %</b>



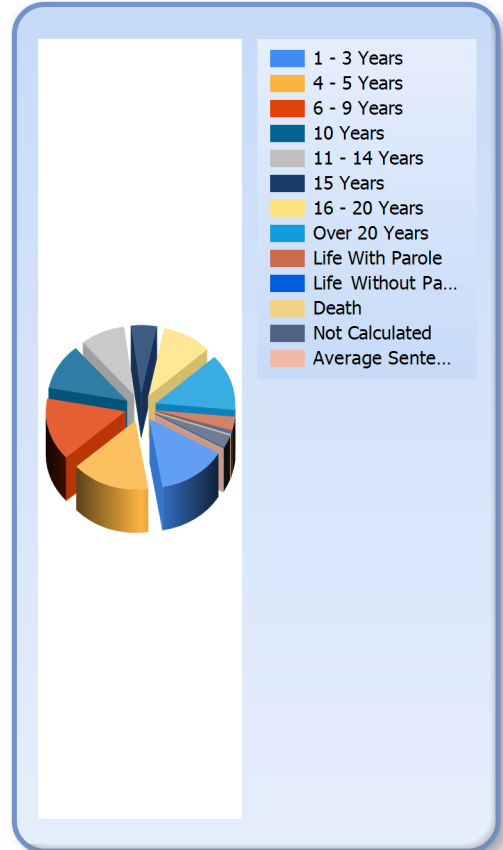


# Inmate Profiles October 15, 2018

DEPARTMENT OF  
CORRECTIONS

*Information  
Technology*

Sentence Length		
1 - 3 Years	3417	14 %
4 - 5 Years	3875	16 %
6 - 9 Years	3561	15 %
10 Years	2637	11 %
11 - 14 Years	2214	9 %
15 Years	1259	5 %
16 - 20 Years	2451	10 %
Over 20 Years	3223	13 %
Life With Parole	774	3 %
Life No Parole	123	1 %
Death	30	0 %
Not Calculated	719	3 %
Average Sentence	13	





# Inmate Profiles October 15, 2018

DEPARTMENT OF  
CORRECTIONS

*Information  
Technology*

Top 10 Counties of Conviction		
Jefferson	3422	14 %
Fayette	1350	6 %
Kenton	992	4 %
Hardin	870	4 %
Warren	815	3 %
McCracken	721	3 %
Campbell	618	3 %
Daviess	606	2 %
Pulaski	560	2 %
Madison	503	2 %
Other	13826	57 %

