

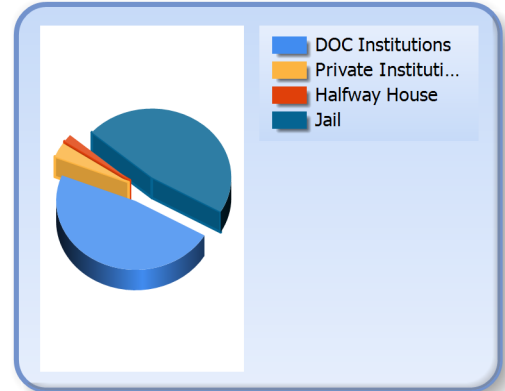


# Inmate Profiles September 15, 2018

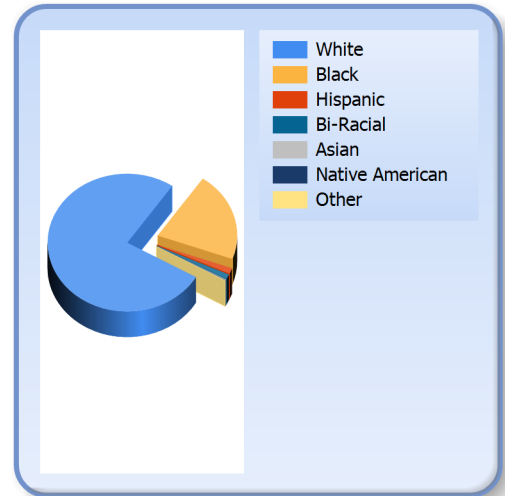
DEPARTMENT OF  
CORRECTIONS

*Information  
Technology*

Facility		
DOC Institutions	11546	48 %
Private Institutions	843	3 %
Halfway Houses	439	2 %
Jails	11354	47 %
<b>Total</b>	<b>24182</b>	



Race		
White	18438	76 %
Black	5064	21 %
Hispanic	324	1 %
Bi-Racial	274	1 %
Asian	37	0 %
Native American	20	0 %
Other	25	0 %



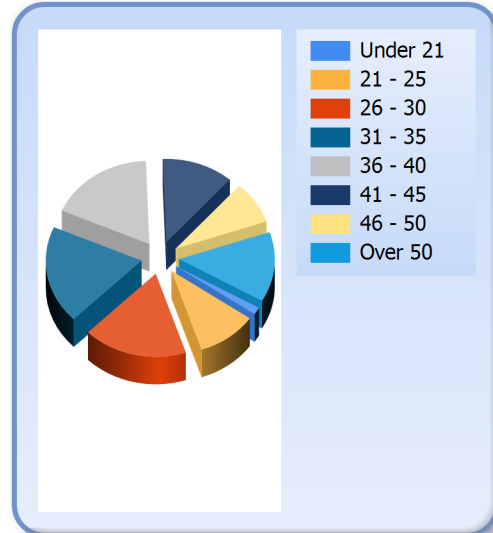


# Inmate Profiles September 15, 2018


DEPARTMENT OF  
CORRECTIONS

*Information  
Technology*

Age		
Under 21	335	1 %
21 - 25	2462	10 %
26 - 30	4264	18 %
31 - 35	4609	19 %
36 - 40	4308	18 %
41 - 45	2915	12 %
46 - 50	1997	8 %
Over 50	3292	14 %
Average	37	



Gender		
Male	20954	87 %
Female	3228	13 %



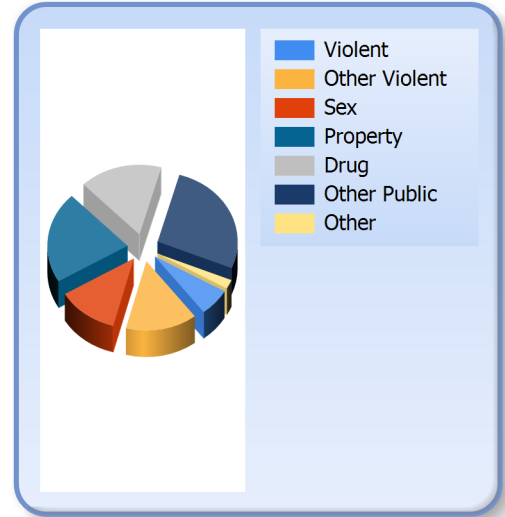


# Inmate Profiles September 15, 2018

DEPARTMENT OF  
CORRECTIONS

*Information  
Technology*

Crime		
<b>Violent</b>	<b>1523</b>	<b>6 %</b>
<b>Other Violent</b>	<b>3503</b>	<b>14 %</b>
<b>Sex</b>	<b>2988</b>	<b>12 %</b>
<b>Property</b>	<b>5144</b>	<b>21 %</b>
<b>Drug</b>	<b>4024</b>	<b>17 %</b>
<b>Other Public</b>	<b>6491</b>	<b>27 %</b>
<b>Other</b>	<b>508</b>	<b>2 %</b>



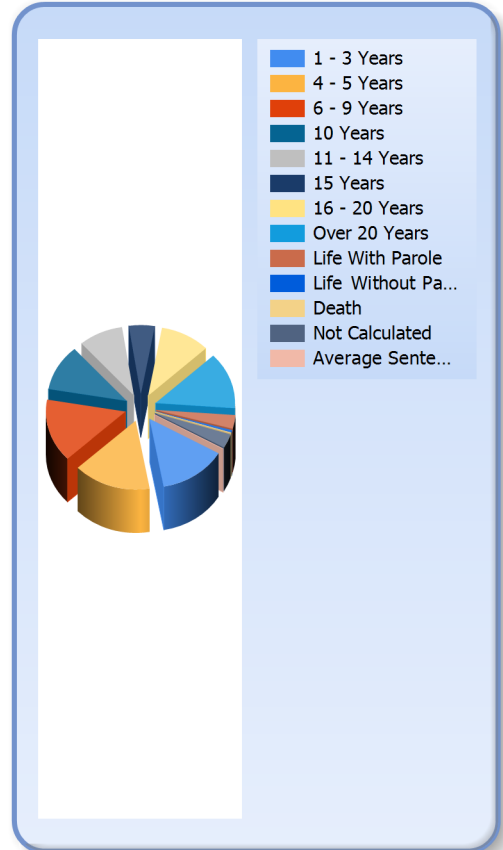


# Inmate Profiles September 15, 2018

DEPARTMENT OF  
CORRECTIONS

*Information  
Technology*

Sentence Length		
1 - 3 Years	3346	14 %
4 - 5 Years	3832	16 %
6 - 9 Years	3576	15 %
10 Years	2612	11 %
11 - 14 Years	2183	9 %
15 Years	1258	5 %
16 - 20 Years	2447	10 %
Over 20 Years	3208	13 %
Life With Parole	774	3 %
Life No Parole	123	1 %
Death	31	0 %
Not Calculated	792	3 %
Average Sentence	13	





# Inmate Profiles September 15, 2018

DEPARTMENT OF  
CORRECTIONS

*Information  
Technology*

Top 10 Counties of Conviction		
Jefferson	3436	14 %
Fayette	1347	6 %
Kenton	1001	4 %
Hardin	852	4 %
Warren	806	3 %
McCracken	705	3 %
Campbell	607	3 %
Daviess	597	2 %
Pulaski	538	2 %
Madison	493	2 %
Other	13800	57 %

