



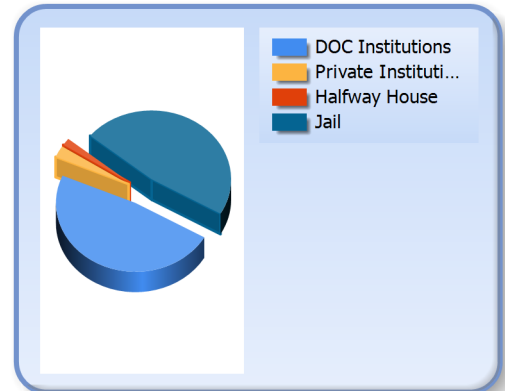
Inmate Profiles

June 15, 2018

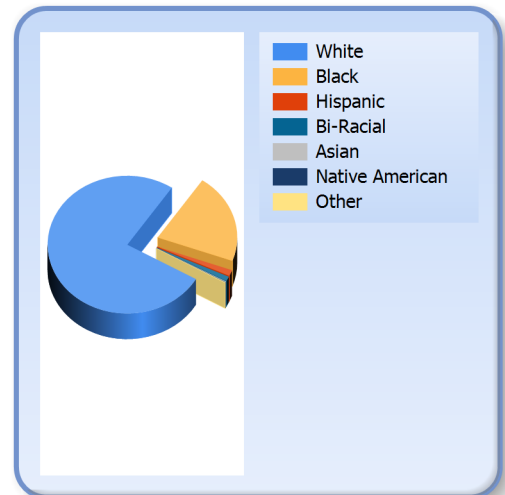
DEPARTMENT OF
CORRECTIONS

*Information
Technology*

Facility		
DOC Institutions	11573	48 %
Private Institutions	657	3 %
Halfway Houses	405	2 %
Jails	11393	47 %
Total	24028	



Race		
White	18296	76 %
Black	5057	21 %
Hispanic	332	1 %
Bi-Racial	266	1 %
Asian	38	0 %
Native American	14	0 %
Other	25	0 %



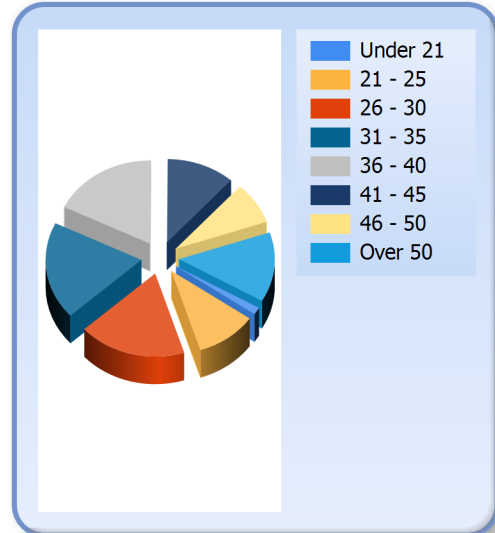


Inmate Profiles June 15, 2018


DEPARTMENT OF
CORRECTIONS

*Information
Technology*

Age		
Under 21	336	1 %
21 - 25	2489	10 %
26 - 30	4376	18 %
31 - 35	4556	19 %
36 - 40	4287	18 %
41 - 45	2767	12 %
46 - 50	1958	8 %
Over 50	3259	14 %
Average	37	



Gender		
Male	20883	87 %
Female	3145	13 %



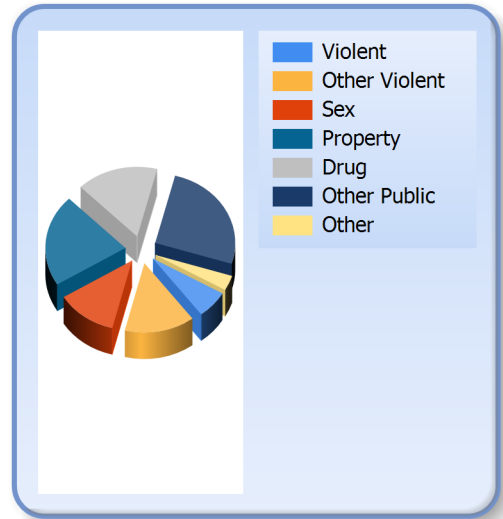


Inmate Profiles June 15, 2018

DEPARTMENT OF
CORRECTIONS

*Information
Technology*

Crime		
Violent	1540	6 %
Other Violent	3411	14 %
Sex	2949	12 %
Property	5133	21 %
Drug	3946	16 %
Other Public	6215	26 %
Other	834	3 %



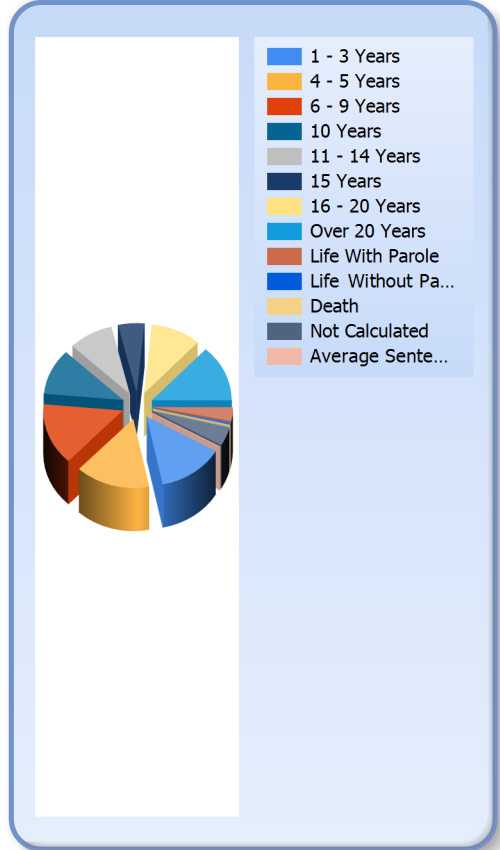


Inmate Profiles June 15, 2018

DEPARTMENT OF
CORRECTIONS

*Information
Technology*

Sentence Length		
1 - 3 Years	3234	13 %
4 - 5 Years	3655	15 %
6 - 9 Years	3479	14 %
10 Years	2588	11 %
11 - 14 Years	2182	9 %
15 Years	1266	5 %
16 - 20 Years	2451	10 %
Over 20 Years	3191	13 %
Life With Parole	776	3 %
Life No Parole	122	1 %
Death	31	0 %
Not Calculated	1053	4 %
Average Sentence	13	





Inmate Profiles June 15, 2018

DEPARTMENT OF
CORRECTIONS

*Information
Technology*

Top 10 Counties of Conviction		
Jefferson	3409	14 %
Fayette	1341	6 %
Kenton	960	4 %
Hardin	817	3 %
Warren	802	3 %
McCracken	694	3 %
Campbell	635	3 %
Daviess	580	2 %
Pulaski	530	2 %
Madison	472	2 %
Other	13788	57 %

