

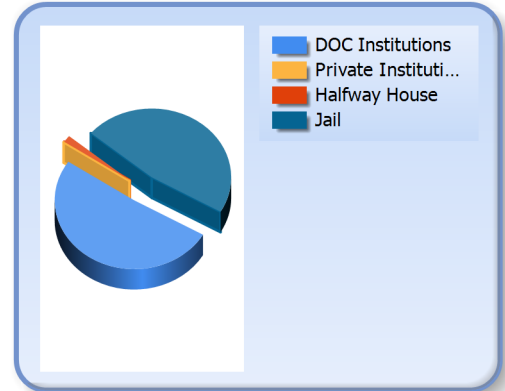


# Inmate Profiles January 15, 2018

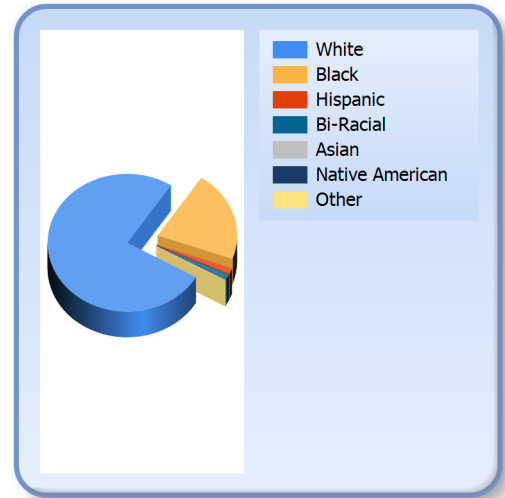
DEPARTMENT OF  
CORRECTIONS

*Information  
Technology*

Facility		
DOC Institutions	12040	51 %
Private Institutions	0	0 %
Halfway Houses	384	2 %
Jails	11116	47 %
<b>Total</b>	<b>23540</b>	



Race		
White	17874	76 %
Black	5005	21 %
Hispanic	324	1 %
Bi-Racial	267	1 %
Asian	32	0 %
Native American	14	0 %
Other	24	0 %



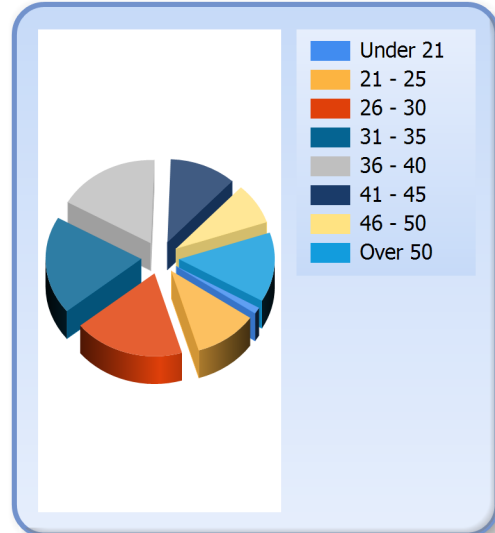


# Inmate Profiles January 15, 2018


DEPARTMENT OF  
CORRECTIONS

*Information  
Technology*

Age		
Under 21	293	1 %
21 - 25	2539	11 %
26 - 30	4428	19 %
31 - 35	4485	19 %
36 - 40	4078	17 %
41 - 45	2654	11 %
46 - 50	1881	8 %
Over 50	3182	14 %
Average	37	



Gender		
Male	20549	87 %
Female	2991	13 %



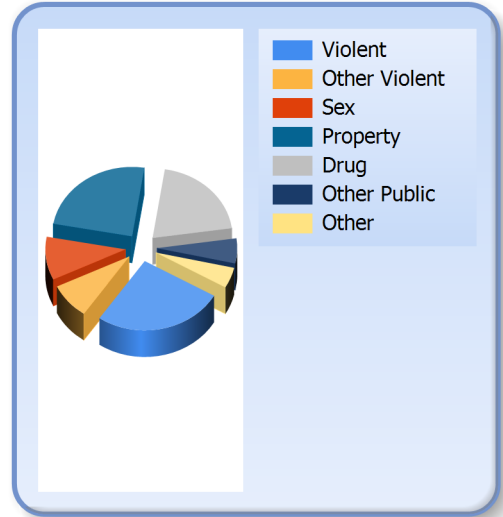


# Inmate Profiles January 15, 2018

DEPARTMENT OF  
CORRECTIONS

*Information  
Technology*

Crime		
<b>Violent</b>	<b>6098</b>	<b>26 %</b>
<b>Other Violent</b>	<b>1930</b>	<b>8 %</b>
<b>Sex</b>	<b>2331</b>	<b>10 %</b>
<b>Property</b>	<b>5698</b>	<b>24 %</b>
<b>Drug</b>	<b>4713</b>	<b>20 %</b>
<b>Other Public</b>	<b>1347</b>	<b>6 %</b>
<b>Other</b>	<b>1115</b>	<b>5 %</b>



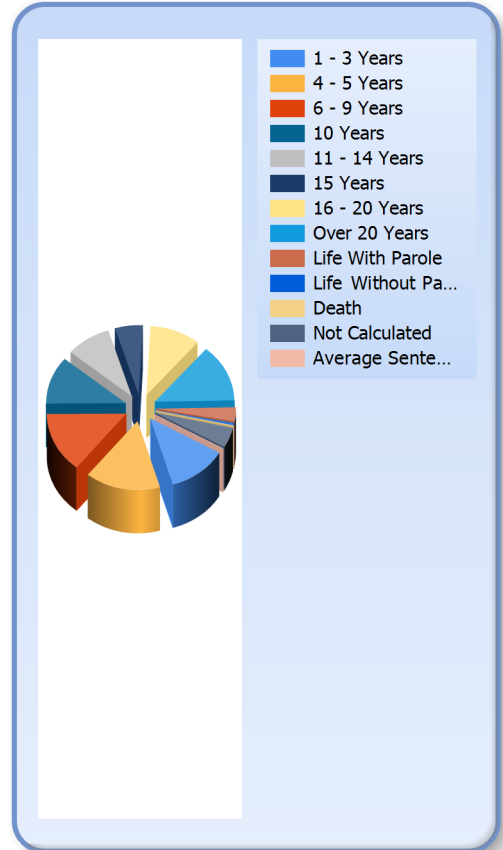


# Inmate Profiles January 15, 2018

DEPARTMENT OF  
CORRECTIONS

*Information  
Technology*

Sentence Length		
1 - 3 Years	2850	12 %
4 - 5 Years	3611	15 %
6 - 9 Years	3330	14 %
10 Years	2631	11 %
11 - 14 Years	2157	9 %
15 Years	1313	6 %
16 - 20 Years	2428	10 %
Over 20 Years	3185	14 %
Life With Parole	777	3 %
Life No Parole	121	1 %
Death	32	0 %
Not Calculated	1105	5 %
Average Sentence	13	





# Inmate Profiles January 15, 2018

DEPARTMENT OF  
CORRECTIONS

*Information  
Technology*

Top 10 Counties of Conviction		
Jefferson	3412	14 %
Fayette	1319	6 %
Kenton	943	4 %
Hardin	782	3 %
Warren	760	3 %
McCracken	666	3 %
Campbell	607	3 %
Daviess	584	2 %
Pulaski	512	2 %
Madison	456	2 %
Other	13499	57 %

