



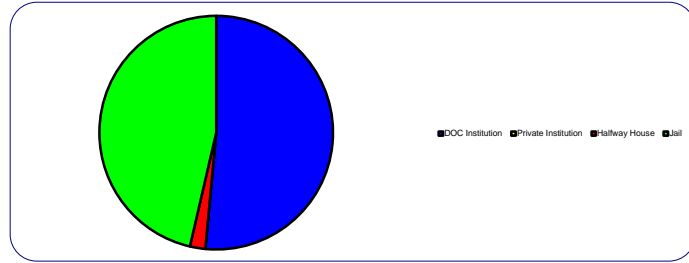
Inmate Profiles

December 15, 2016

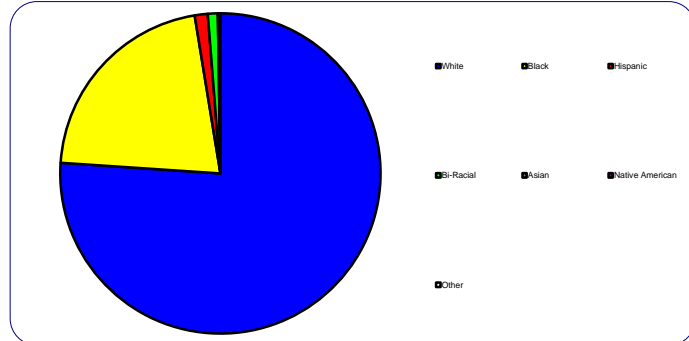
DEPARTMENT OF
CORRECTIONS

Information
Technology

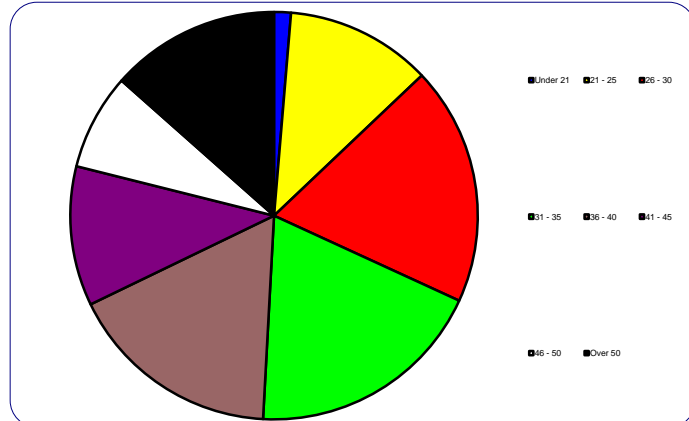
| Facility | | |
|----------------------|---------------|-----|
| DOC Institutions | 11,910 | 51% |
| Private Institutions | 0 | 0% |
| Halfway Houses | 492 | 2% |
| Jails | 10,728 | 46% |
| Total | 23,130 | |




| Race | | |
|-----------------|--------|-----|
| White | 17,593 | 76% |
| Black | 4,942 | 21% |
| Hispanic | 303 | 1% |
| Bi-Racial | 232 | 1% |
| Asian | 31 | 0% |
| Native American | 15 | 0% |
| Other | 14 | 0% |



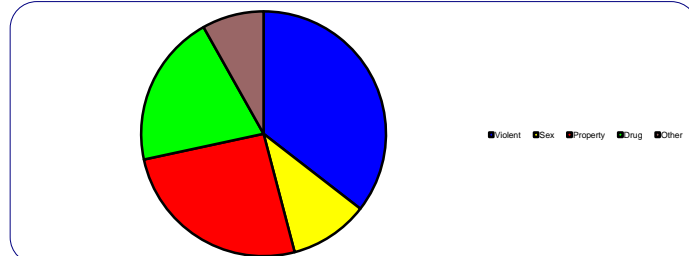
| Age | | |
|--------------------|-----------|-----|
| Under 21 | 309 | 1% |
| 21 - 25 | 2,679 | 12% |
| 26 - 30 | 4,379 | 19% |
| 31 - 35 | 4,397 | 19% |
| 36 - 40 | 3,926 | 17% |
| 41 - 45 | 2,561 | 11% |
| 46 - 50 | 1,765 | 8% |
| Over 50 | 3,114 | 13% |
| Average Age | 37 | |



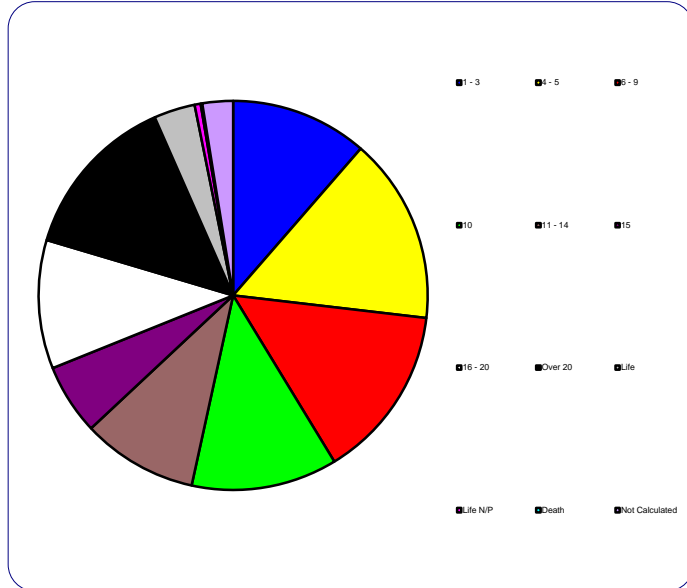
| Gender | | |
|--------|--------|-----|
| Male | 20,179 | 87% |
| Female | 2,951 | 13% |



| Crime | | |
|----------|-------|-----|
| Violent | 8,084 | 35% |
| Sex | 2,373 | 10% |
| Property | 5,857 | 25% |
| Drug | 4,605 | 20% |
| Other | 1,858 | 8% |



| Sentence Length | | |
|-------------------------|-----------|-----|
| 1 - 3 Years | 2,634 | 11% |
| 4 - 5 Years | 3,577 | 15% |
| 6 - 9 Years | 3,340 | 14% |
| 10 Years | 2,806 | 12% |
| 11 - 14 Years | 2,222 | 10% |
| 15 Years | 1,359 | 6% |
| 16 - 20 Years | 2,473 | 11% |
| Over 20 Years | 3,193 | 14% |
| Life With Parole | 791 | 3% |
| Life Without Parole | 116 | 1% |
| Death | 32 | 0% |
| Not Calculated | 587 | 3% |
| Average Sentence | 13 | |



| Top 10 Counties Of Conviction | | |
|-------------------------------|--------|-----|
| Jefferson | 3,421 | 15% |
| Fayette | 1,334 | 6% |
| Kenton | 886 | 4% |
| Warren | 829 | 4% |
| Hardin | 756 | 3% |
| McCracken | 695 | 3% |
| Campbell | 617 | 3% |
| Daviess | 513 | 2% |
| Pulaski | 494 | 2% |
| Madison | 475 | 2% |
| Other | 13,110 | 57% |

